



# SG 3840

---



## INFORMATION PRODUIT

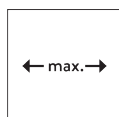
- **Mode de commande:** Tirage cordon
- **Gamme:** M - L
- **Installation:** Plafond, murale
- **Couleurs:** Blanc RAL 9016, Noir RAL 9005 ou Aluminium, couleurs spéciales possibles
- **Tissus:** Se référer à la collection tissu Silent Gliss

### **Caractéristiques:**


- Glisseurs bi-composants
- Option Wave Glisseur bi-composants
- Cintrable

# SPÉCIFICATION SYSTÈME

## A. DIMENSIONS SYSTÈME



6 m



14 kg

### Poids maximum du rideau avec glisseur bi-composants ou rouleur

	2 m	4 m	6 m
	12	11	10
	14	13	12
	9	8	7
	10	9	6
	6	5	4
	7	6	5
	5	4	3
	6	5	4

(kg max.)

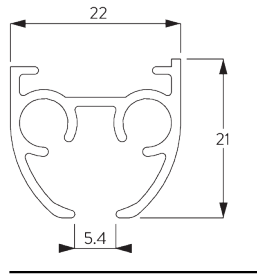
### Poids maximum du rideau avec glisseur Wave bi-composants

	2 m	4 m	6 m
	5	8	7
	5	8	8
	5	6	5
	5	6	6
	4	3	-
	4	4	3
	3	2	-
	3	3	-

(kg max.)

## B. PROFIL

Profil et information de cintrage

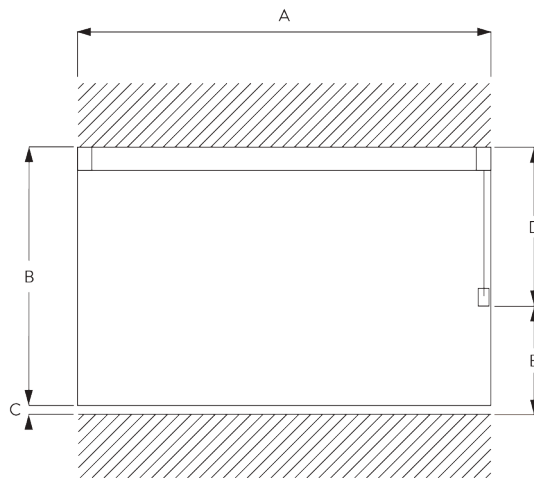


SG 3841

Profil

Rayon:  
20 cm, >30 cm

## C. PRISE DE MESURE



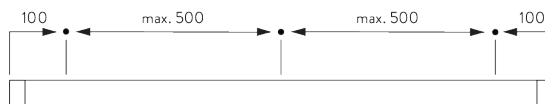
A: Largeur système  
B: Hauteur système  
C: Distance entre bas du rideau et le sol  
D: Hauteur corde  
E: Sécurité SG 10731. min. 150 cm du sol

# INSTALLATION

## A. INSTRUCTION DE POSE

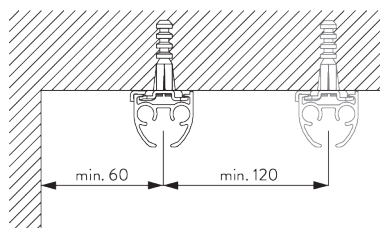
Pour des informations détaillées, se référer au site web Silent Gliss.

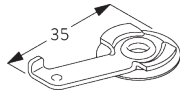
Points de fixation



## B. FIXATION PLAFOND

Bride SG 3825

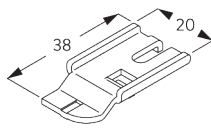
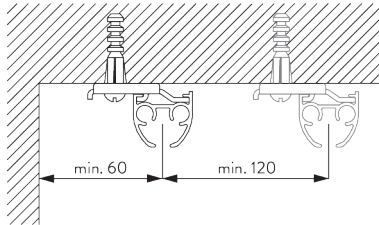




**SG 3825**

*Bride*

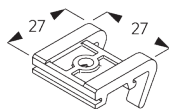
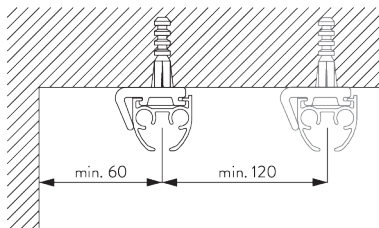
**Support SG 3832**



**SG 3832**

*Support*

**Support SG 3826**



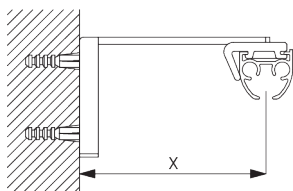
**SG 3826**

*Support*

**C. FIXATION**

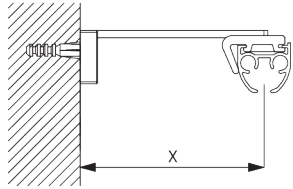
**MURALE**

**Smart Fix**

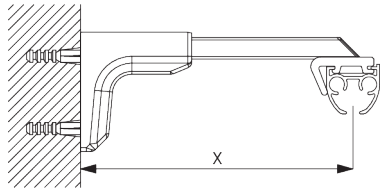


**Smart Fix SG 11200 - SG 11205 et support SG 3826:**  
*Vis SG 10492 (M4x8) nécessaire.*

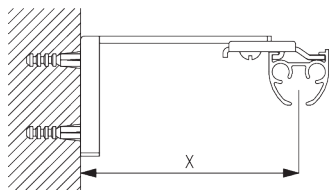
<b>Smart Fix</b>	<b>X mm (SG 3826 / SG 3825)</b>	<b>X mm (SG 3832)</b>
SG 11200 / SG 11210	52	70
SG 11201 / SG 11211	72	90
SG 11202 / SG 11212	92	110
SG 11203 / SG 11213	112	130
SG 11204 / SG 11214	142	160
SG 11205 / SG 11215	192	210
SG 11154	102 - 130	120 - 148
SG 11155	132 - 160	150 - 178
SG 11156	182 - 210	200 - 228



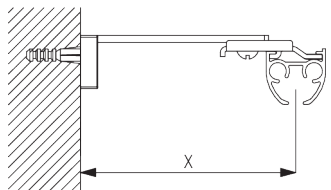
**Square Smart Fix SG 11210 - SG 11215**  
**et support SG 3826:**  
 Vis SG 10492 (M4x8) nécessaire.



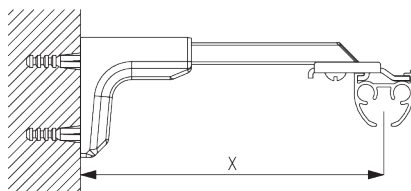
**Universal Smart Fix SG 11154 - SG 11156**  
**et support SG 3826:**  
 Vis SG 10277 (M4x12) nécessaire.



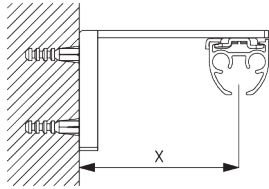
**Smart Fix SG 11200 - SG 11205 et support SG 3832:**  
 Vis SG 10492 (M4x8) nécessaire.



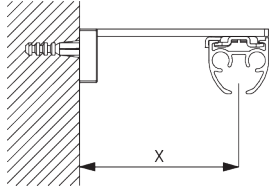
**Square Smart Fix SG 11210 - SG 11215**  
**et support SG 3832:**  
 Vis SG 10492 (M4x8) nécessaire.



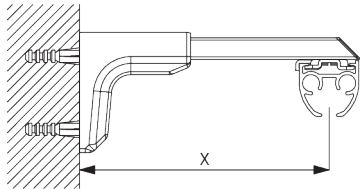
**Universal Smart Fix SG 11154 - SG 11156**  
**et support SG 3832:**  
 Vis SG 10407 (M4x10) nécessaire.



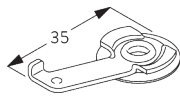
**Smart Fix SG 11200 - SG 11205 et bride SG 3825:**  
Vis SG 10074 (M4x8) nécessaire.



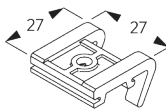
**Square Smart Fix SG 11210 - SG 11215  
et bride SG 3825:**  
Vis SG 10074 (M4x8) nécessaire.



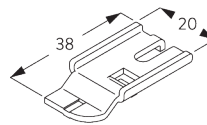
**Universal Smart Fix SG 11154 - SG 11156  
et bride SG 3825:**  
Vis SG 11158 (M4x12) nécessaire.



**SG 3825**  
Bride



**SG 3826**  
Support



**SG 3832**  
Support



**SG 10074**  
Vis M4x8



**SG 10277**  
Vis M4x12



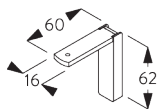
**SG 10407**  
Vis M4X10



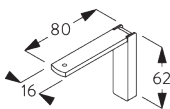
**SG 10492**  
Vis M4x8



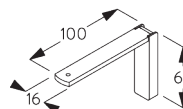
**SG 11158**  
Vis M4x12



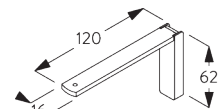
**SG 11200**  
Smart Fix 60 mm



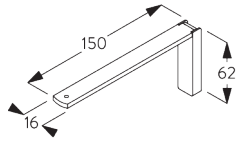
**SG 11201**  
Smart Fix 80 mm



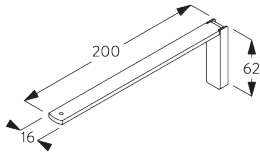
**SG 11202**  
Smart Fix 100 mm



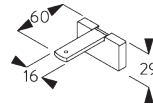
**SG 11203**  
Smart Fix 120 mm



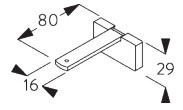
**SG 11204**  
Smart Fix 150 mm



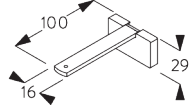
**SG 11205**  
Smart Fix 200 mm



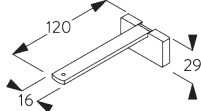
**SG 11210**  
Square Smart Fix 60 mm



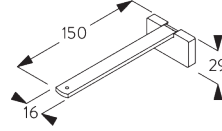
**SG 11211**  
Square Smart Fix 80 mm



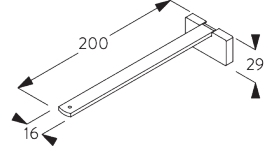
**SG 11212**  
Square Smart Fix 100 mm



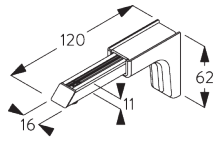
**SG 11213**  
Square Smart Fix 120 mm



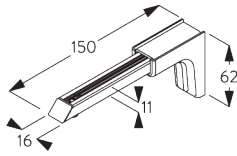
**SG 11214**  
Square Smart Fix 150 mm



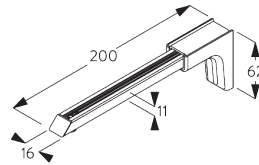
**SG 11215**  
Square Smart Fix 200 mm



**SG 11154**  
Universal Smart Fix 120 mm

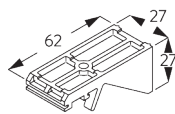
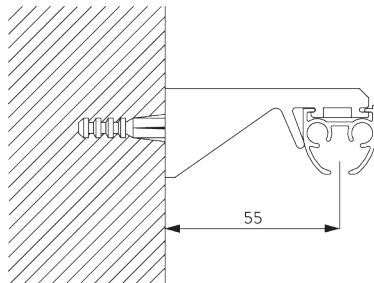


**SG 11155**  
Universal Smart Fix 150 mm



**SG 11156**  
Universal Smart Fix 200 mm

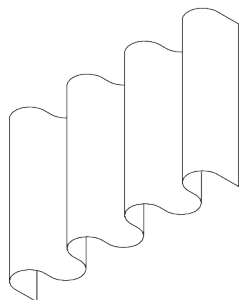
## Support SG 3836



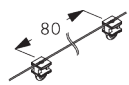
**SG 3836**  
Support

# OPTIONS SYSTÈME

## A. WAVE



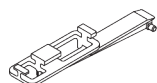
SG 11295



SG 11302

Composants standard:

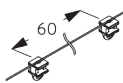
- SG 11295 Vis d'arrêt
- SG 11302 Glisseurs Wave bi-composants 80 mm



SG 6364



SG 6365



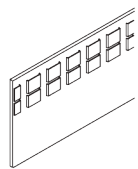
SG 11303

Composants en option (rayon >30 cm):


- SG 6364 Extension Wave
- SG 6365 Crochet Wave
- SG 11303 Glisseur Wave bi-composants 60 mm



SG 3582



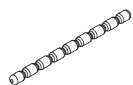
SG 6349



SG 6363

Composants de rideaux:

- SG 3582 Crochet
- SG 6349 Ruban Wave transparent
- SG 6363 Ruban à repasser
- SG 10075 Fil à plomb 50 gr/m
- SG 10076 Barre de lestage



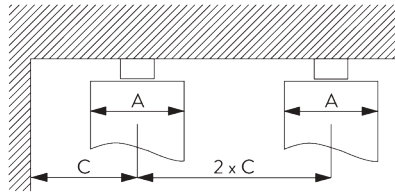
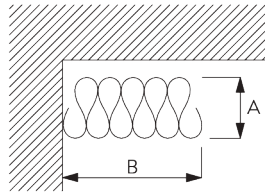
SG 10075



SG 10076



Paquet rideau Wave - Glisseur Bi-composants (standard)



A = Epaisseur du Wave  
 B = Largeur paquet rideau  
 C = Ecartement minimum

Glisseur Bi-composants SG 11302	Nombre de poches entre crochets	Ampleur rideau Approximative	Epaisseur du Wave A	Largeur paquet rideau B	Ecartement minimum C
80	6	~2.1	140	180 mm par ml de triangle	90
80	7	~2.3	160	180 mm par ml de triangle	100

Glisseur Bi-composants SG 11303	Nombre de poches entre crochets	Ampleur rideau Approximative	Epaisseur du Wave A	Largeur paquet rideau B	Ecartement minimum C
60	4	~2.1	100	230 mm par ml de triangle	70
60	5	~2.3	120	230 mm par ml de triangle	80

*\*Dimension paquet rideau B standard*




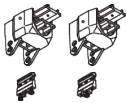
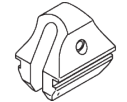
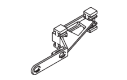
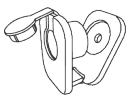

- simple rideau = plus 130 mm par rideau
- deux rideaux = plus 30 mm par rideau

*\*Dimension paquet rideau B option*




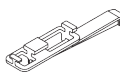

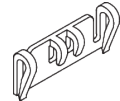

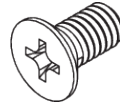
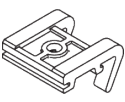

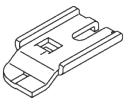

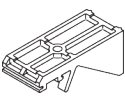



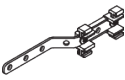


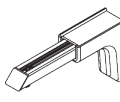

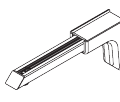

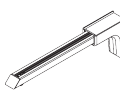
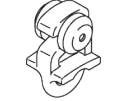
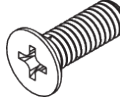

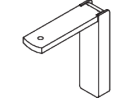
- simple rideau = plus 200 mm par rideau
- deux rideaux = plus 200 mm par rideau

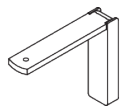
# ACCESSOIRES

## A. ACCESSOIRES STANDARDS

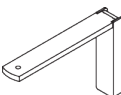
	<b>SG 3090</b> Corde ø 3.5 mm
	<b>SG 3825</b> Bride
	<b>SG 3841</b> Profil
	<b>SG 3845</b> Set poulies
	<b>SG 6086</b> Ressort d'arrêt delrin
	<b>SG 6288</b> Chariot croisant
	<b>SG 10731</b> Poulie de sécurité pour chaînette & cordon
	<b>SG 11300</b> Glisseur Bi-composants

## B. ACCESSOIRES EN OPTION

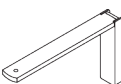
	<b>SG 3340</b> Contrepoids		<b>SG 6363</b> Ruban à repasser
	<b>SG 3582</b> Agrafe Delrin		<b>SG 6364</b> Extension
	<b>SG 3735</b> Tendeur		<b>SG 6365</b> Crochet Wave
	<b>SG 3802</b> Pièce de raccord		<b>SG 10074</b> Vis M4x8
	<b>SG 3826</b> Support		<b>SG 10075</b> Fil à plomb 50 gr/m
	<b>SG 3832</b> Support		<b>SG 10076</b> Barre de lestage
	<b>SG 3836</b> Support		<b>SG 10277</b> Vis M4x12
	<b>SG 6053</b> Ressort d'arrêt		<b>SG 10407</b> Vis M4x10
	<b>SG 6063</b> Chariot croisant		<b>SG 10492</b> Vis M4x8
	<b>SG 6065</b> Fixateur avec oeillet		<b>SG 11154</b> Universal Smart Fix 120 mm
	<b>SG 6094</b> Rouleur		<b>SG 11155</b> Universal Smart Fix 150 mm
	<b>SG 6098</b> Rouleur		<b>SG 11156</b> Universal Smart Fix 200 mm
	<b>SG 6283</b> Rouleur		<b>SG 11158</b> Vis M4x12
	<b>SG 6349</b> Ruban Wave transparent		<b>SG 11200</b> Smart Fix 60 mm



**SG 11201**  
Smart Fix 80 mm



**SG 11202**  
Smart Fix 100 mm



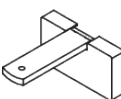
**SG 11203**  
Smart Fix 120 mm



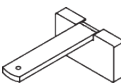
**SG 11204**  
Smart Fix 150 mm



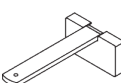
**SG 11205**  
Smart Fix 200 mm



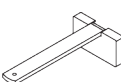
**SG 11210**  
Square Smart Fix 60 mm



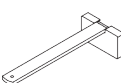
**SG 11211**  
Square Smart Fix 80 mm



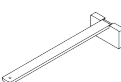
**SG 11212**  
Square Smart Fix 100 mm



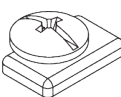
**SG 11213**  
Square Smart Fix 120 mm



**SG 11214**  
Square Smart Fix 150 mm



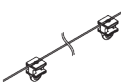
**SG 11215**  
Square Smart Fix 200 mm



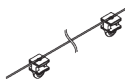
**SG 11295**  
Arrêt



**SG 11301**  
Glisseur Bi-composants en barrette



**SG 11302**  
Glisseur Wave Bi-composants 80 mm



**SG 11303**  
Glisseur Wave Bi-composants 60 mm

