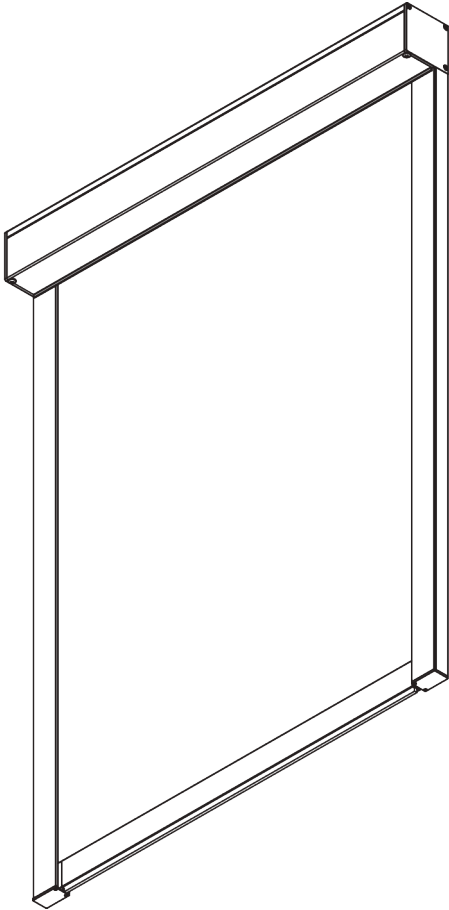



SG 4760



PRODUCTINFORMATIE

- **Bediening:** elektrisch
- **Groep:** S
- **Installatie:** plafond-, wandplaatsing of in-de-dag
- **Kleuren:** wit gelakt RAL 9016 of zwart gelakt RAL 9005, andere kleuren op aanvraag
- **Stoffen:** zie Silent Gliss stoffencollectie

Kenmerken:

- Zip technologie
- Stille en snelle motoren
- Soft stop
- Verschillende bedieningsmogelijkheden
- Zijgeleidingsprofiel 40 mm, voorgeboord

04/2024/V1

SYSTEEMINFORMATIE


A. SYSTEEM- AFMETINGEN



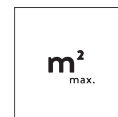
1.6 m




65 cm*
*zie informatie motor



1.6 m



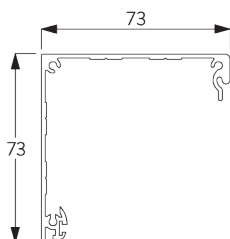
2.5 m²



2 kg

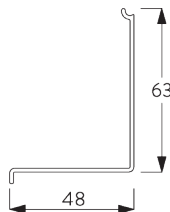
B. PROFIEL

Profielinformatie



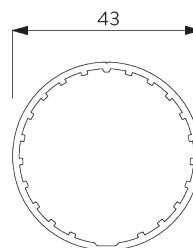
SG 10994

Bovenprofiel 73 mm



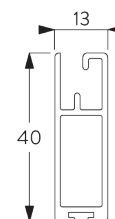
SG 10995

Bovenprofiel 73 mm



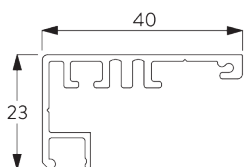
SG 10532

Profiel ø 43 mm



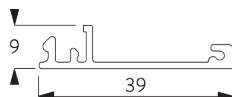
SG 10993

Verzwaringsprofiel rechthoek



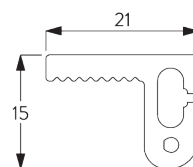
SG 11418

Zijgeleidingsprofiel



SG 11419

Zijgeleidingsprofiel

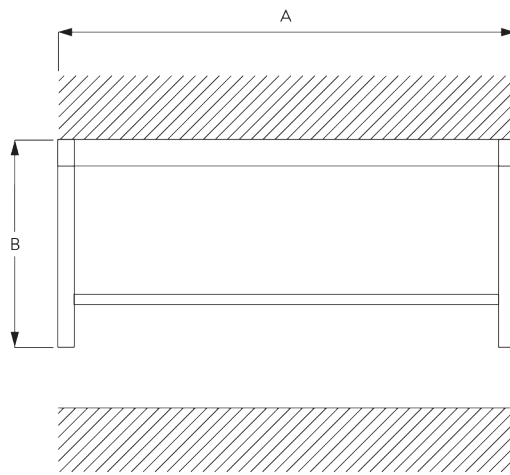


SG 11421

Zip profiel

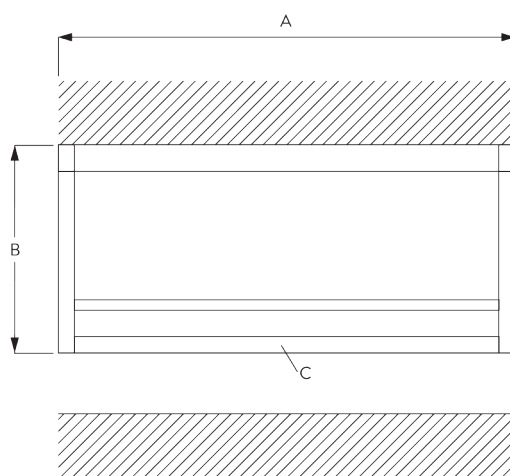
C. HOE TE METEN

In-de-dag plaatsing



A: Systeembreedte
B: Systeemhoogte

Op-de-dag plaatsing



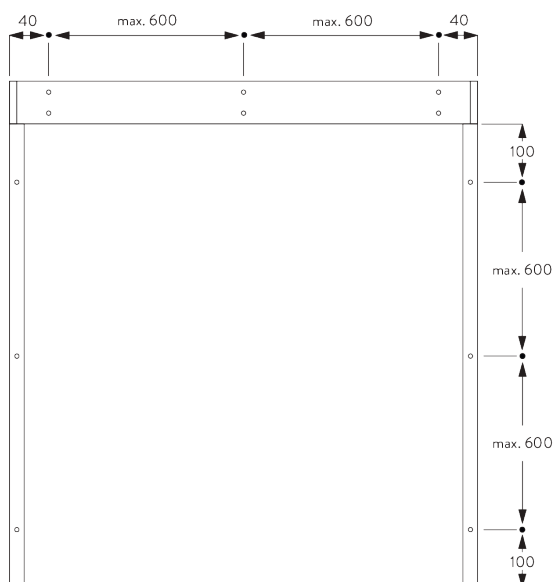
A: Systeembreedte
B: Systeemhoogte
C: Optioneel eindprofiel (SG 11418 / SG 11419)

INSTALLATIE

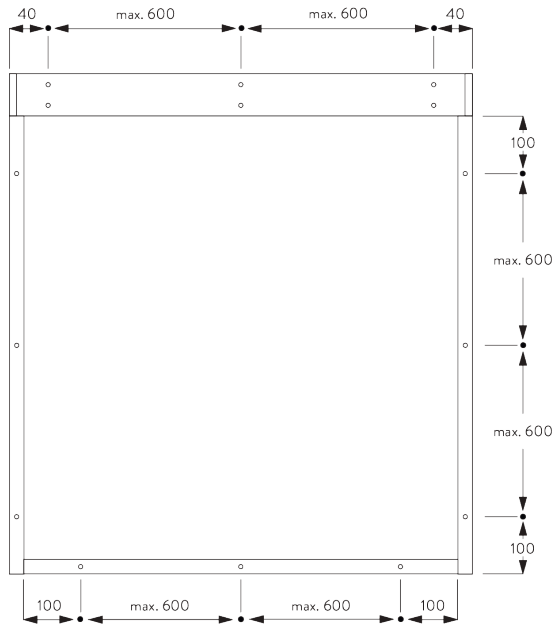
A. INSTALLATIE INFORMATIE

Bezoek onze *Silent Gliss* website voor gedetailleerde installatie informatie.

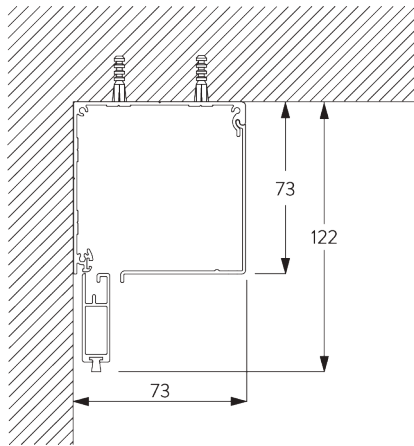
In-de-dag plaatsing - bevestigingspunten



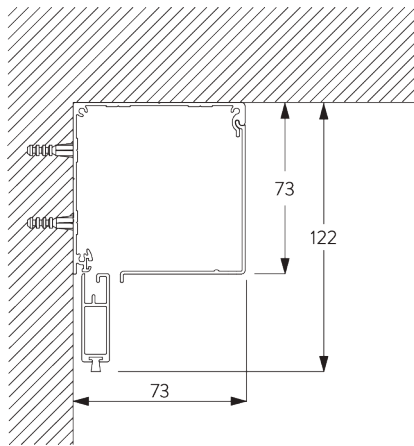
Op-de-dag plaatsing - bevestigingspunten



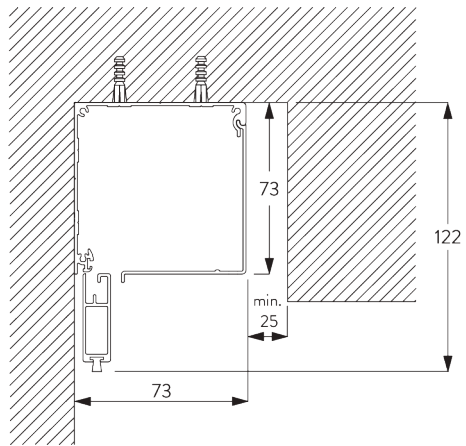
B. PLAFOND- PLAATSING



C. WAND- PLAATSING

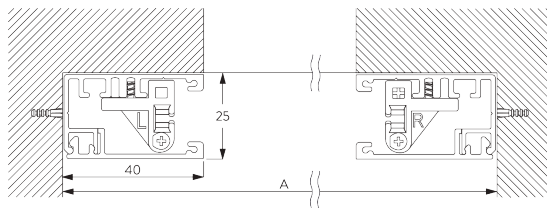


**D. INGEWERKTE
PLAATSING**



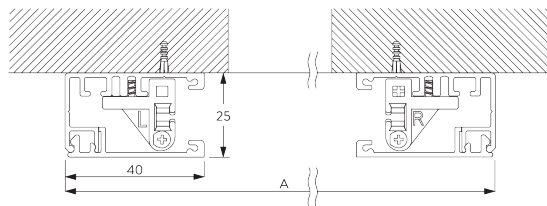
**E. ZIJGELEIDINGS-
PROFIELEN
SG 11418 / SG 11419**

In-de-dag plaatsing



A: *Systeembreedte*

Op-de-dag plaatsing



A: *Systeembreedte*

MOTOREN EN BESTURINGSMOGELIJKHEDEN

A. KENMERKEN

MOTOR

Motoren	50-Series	20-Series	20-Series	10-Series K	5-Series
	SG 11251	SG 10523	SG 10522	SG 10514	SG 10715

Kenmerken

Soft stop	•	•	•		
Elektronische eindstop	•	•	•		
Electronic revolution counter (unlimited revolution)	•	•	•		
Mechanische eindstop				•	•
Mechanical revolution counter (limited revolution)				•	•
Twee tussenposities mogelijk		•			
Uitlijnen van de verzwaringsstaaf	•				
Geruisloze stop		•	•	•	
Parallelschakeling mogelijk zonder bijkomende relais		•	•		
Plug-in motorkabel	•	•	•		
IP klasse	IP 30	IP 44	IP 44	IP 44	IP 44

Aansturingsmogelijkheden

Netspanningsregeling		•	•	•	•
SG Control L (met ontvanger)		•			
Smart by Silent Gliss	•				
Geschikt voor alle domotica systemen		•	•	•	•

B. INFORMATIE

MOTOR

Motoren	Min. systeem breedte	Voltage	Ampère	Frequentie	Snelheid	Frequentie ontvanger
50-Series (Smart by Silent Gliss)						
SG 11251	65 cm	24 V DC	1.5 A	-	32 rpm	-
20-Series						
SG 10522 (standaard)	65 cm	230 V AC	0.55 A	50 Hz	30 rpm	-
SG 10523	65 cm	230 V AC	0.55 A	50 Hz	30 rpm	868/915 MHz
10-Series K						
SG 10514	65 cm	230 V AC	0.52 A	50 Hz	30 rpm	-
5-Series						
SG 10715	65 cm	230 V AC	0.485 A	50-60 Hz	28 rpm	-

C. BESTURINGS- MOGELIJKHEDEN

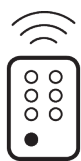
Zie catalogus "controles" voor details.

Wandschakelaar



Systeem kan worden bediend met vaste wandschakelaar.

SG Control L



Diverse draadloze hand- en wandzenders beschikbaar.



Silent Gliss Move App.



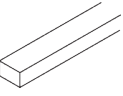
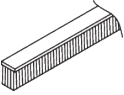


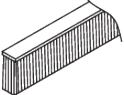

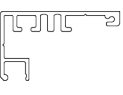
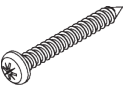
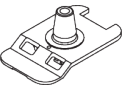

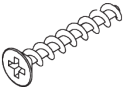
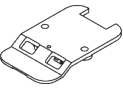
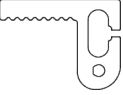
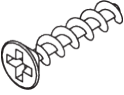
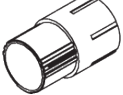
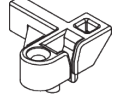

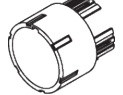
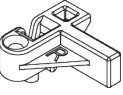
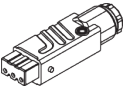
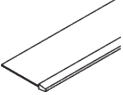
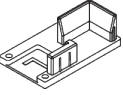

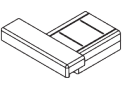
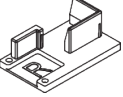

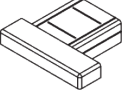

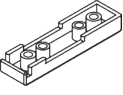
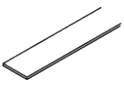
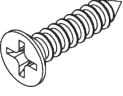
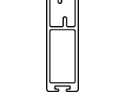
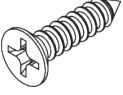


**D. AANSLUIT-
SCHEMA'S**



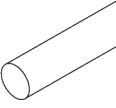
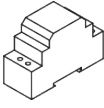

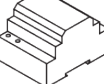
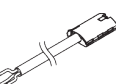
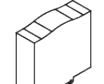

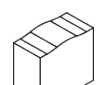

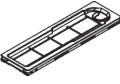









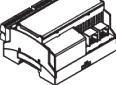

Raadpleeg onze Silent Gliss-website.

ONDERDELEN

A. STANDAARD ONDERDELEN

	SG 4226 Kleefband 30 mm		SG 10995 Bovenprofiel 73 mm		SG 11060 Foam tape lijm
	SG 4508 Borstel 5x7		SG 11004 Afdekkap bovenprofiel 73 mm links		SG 11324 Schroef KA35x14
	SG 4509 Borstel 5x12		SG 11005 Afdekkap bovenprofiel rechts 73 mm		SG 11418 Zijgeleidingsprofiel
	SG 6791 Schroef 3.9x32		SG 11011 Steun		SG 11419 Zijgeleidingsprofiel
	SG 6933 Schroef KA25x16		SG 11013 Steun motor		SG 11421 Zip profiel
	SG 6936 Schroef KA22x10		SG 11014 Adaptor profiel 41mm		SG 11473 Zip-gids links
	SG 6942 Schroef KA30x8		SG 11016 Adapter profiel 41 mm motorzijde		SG 11474 Zip-gids rechts
	SG 9917 Hirschmann contra stekker		SG 11025 Zip band		SG 11475 Einddeksel zijgeleider links
	SG 10284 Ring		SG 11028 Eindstuk verzwaringsprofiel links		SG 11476 Zijgeleiding eindkap rechts
	SG 10522 Motor 230V AC, 20-Series S 3/30		SG 11029 Eindstuk verzwaringsprofiel rechts		
	SG 10532 Profiel ø 43 mm		SG 11030 Afdekstuk verzwaringsprofiel		
	SG 10668 PVC strip en kleefband 10 mm		SG 11034 Schroef 3.5x16		
	SG 10993 Verzwaringsprofiel rechthoek		SG 11035 Schroef 2.2x9.5		
	SG 10994 Bovenprofiel 73 mm		SG 11059 Schroef M4x12		

B. OPTIONELE ONDERDELEN

	SG 4951 Gewicht		SG 11263 Voeding 24V DC, 2.5 Ampère DIN rail
	SG 9916 Hirschmann stekkerset		SG 11264 Voeding 24V DC, 3.8 Ampère DIN rail
	SG 10293 Aansluitkabel 3, 5 en 10 m optioneel		SG 11265 Voeding 24V DC, 5 Ampère DIN rail
	SG 10300 Afstandsbediening, 1 kanaal		SG 11266 Voeding 24V DC, 10 Ampère DIN rail
	SG 10302 Afstandsbediening, 5+1 kanaal		SG 11460 Afdekking voor Hirschmann-stekker
	SG 10303 Afstandsbediening, 10+2+1 kanalen		SG 11480 Wandschakelaar 1 kanaal
	SG 10514 Motor 230V AC, 10 Series S 3/30 K		SG 11490 Wandschakelaar 5+1 kanaal
	SG 10523 Motor 230V AC, 20-Series S 3/30, radio ontvanger		
	SG 10715 Motor 230V AC, 5 Series S 6/28		
	SG 10804 Afstandsbediening 15 kanalen		
	SG 11251 Motor 24V DC, 50-Series S 3/32		
	SG 11260 Gateway Cedia		
	SG 11261 Gateway KNX		
	SG 11262 Uitbreidingseenheid		

