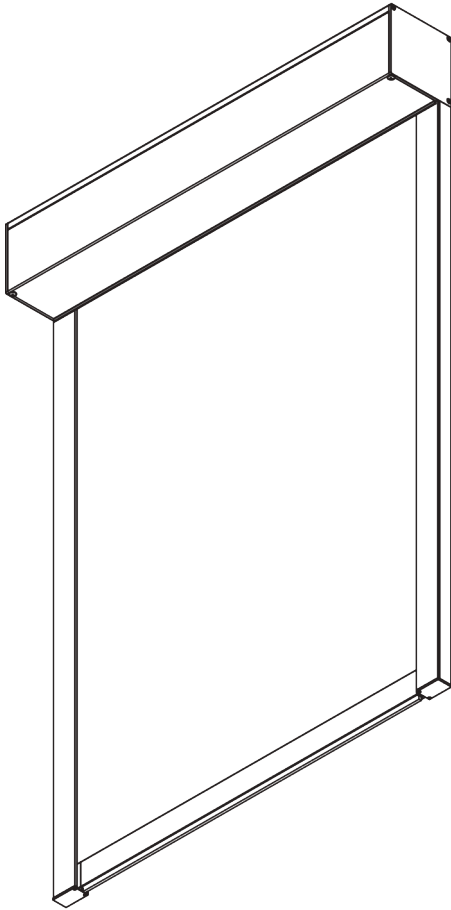



# SG 4780

---



## PRODUCTINFORMATIE

- **Bediening:** elektrisch
- **Groep:** L
- **Installatie:** plafond-, wandplaatsing of in-de-dag
- **Kleuren:** wit gelakt RAL 9016 of zwart gelakt RAL 9005, andere kleuren op aanvraag
- **Stoffen:** zie Silent Gliss stoffencollectie

### **Kenmerken:**

- Zip technologie
- Stille en snelle motoren
- Soft stop
- Verschillende bedieningsmogelijkheden
- Zijgeleidingsprofiel 40 mm, voorgeboord

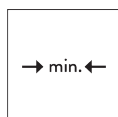
04/2024/V1

# SYSTEEMINFORMATIE

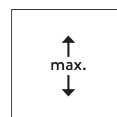
## A. SYSTEEM- AFMETINGEN



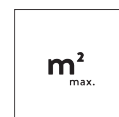
3 m



65 cm\*  
\*zie informatie motor



3 m



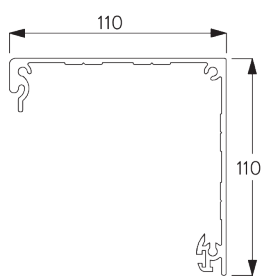
9 m<sup>2</sup>



6 kg

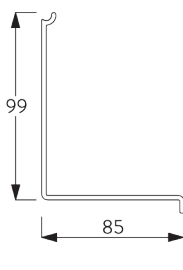
## B. PROFIEL

### Profielinformatie



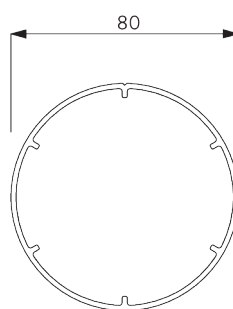
**SG 10998**

Bovenprofiel 110 mm



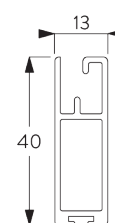
**SG 10999**

Bovenprofiel 110 mm



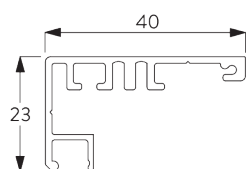
**SG 11003**

Profiel



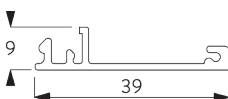
**SG 10993**

Verzwaringsprofiel rechthoek



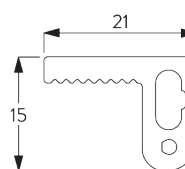
**SG 11418**

Zijgeleidingsprofiel



**SG 11419**

Zijgeleidingsprofiel

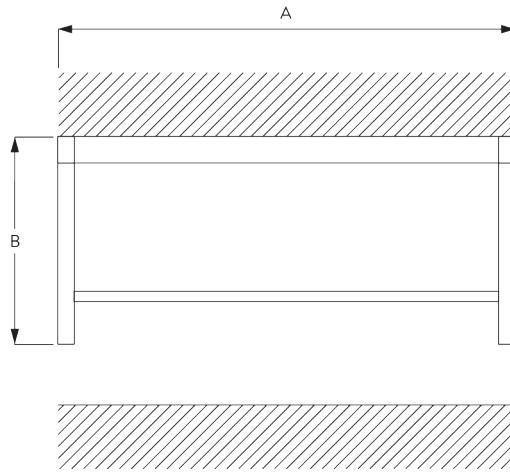


**SG 11421**

Zip profiel

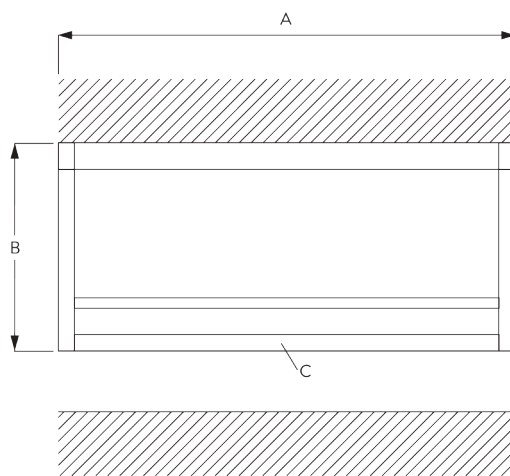
## C. HOE TE METEN

### In-de-dag plaatsing



A: Systeembreedte  
B: Systeemhoogte

### Op-de-dag plaatsing



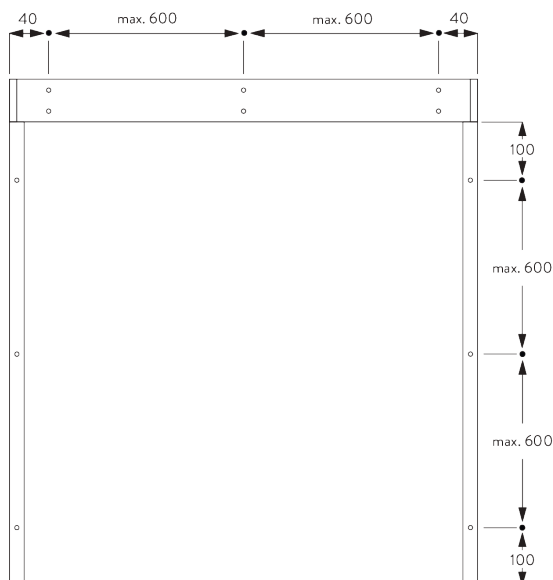
A: Systeembreedte  
B: Systeemhoogte  
C: Optioneel eindprofiel (SG 11418 / SG 11419)

# INSTALLATIE

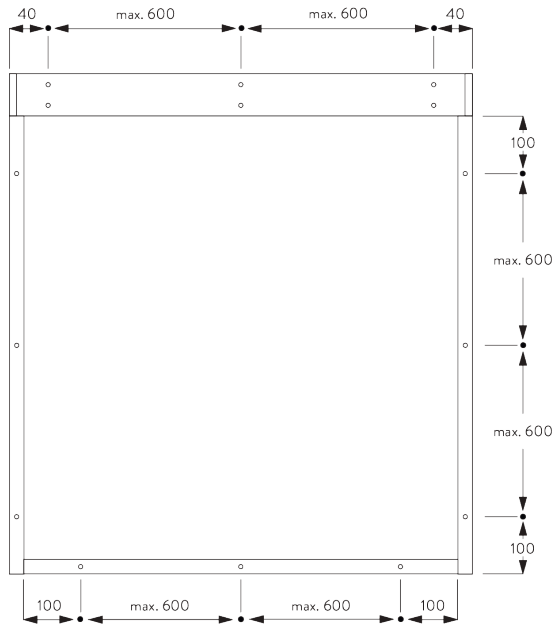
## A. INSTALLATIE INFORMATIE

Bezoek onze *Silent Gliss* website voor gedetailleerde installatie informatie.

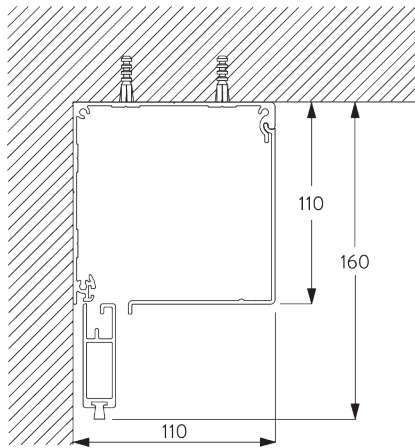
### In-de-dag plaatsing - bevestigingspunten



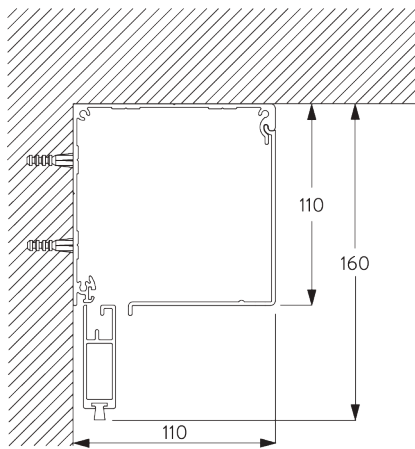
**Op-de-dag plaatsing -  
bevestigingspunten**



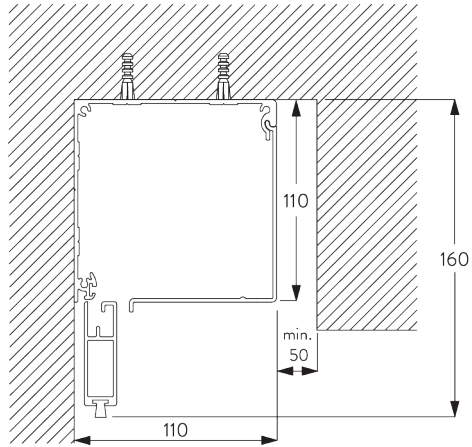
**B. PLAFOND-  
PLAATSING**



**C. WAND-  
PLAATSING**

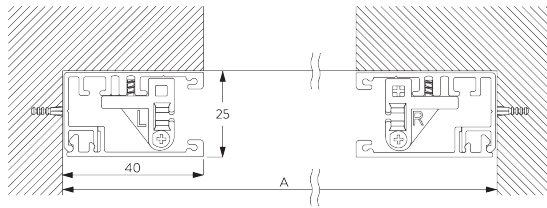


**D. INGEWERKTE  
PLAATSING**



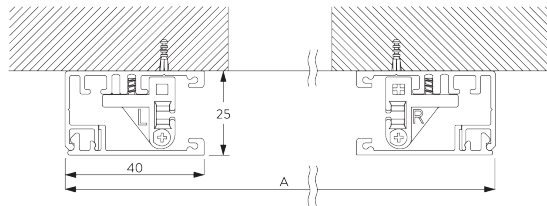
**E. ZIJGELEIDINGS-  
PROFIELEN  
SG 11418 / SG 11419**

**In-de-dag plaatsing**



A: Systeembreedte

**Op-de-dag plaatsing**



A: Systeembreedte

# MOTOREN EN BESTURINGSMOGELIJKHEDEN

## A. KENMERKEN

### MOTOR

Motoren	50-Series	20-Series	20-Series	10-Series K	5-Series
	SG 11251	SG 10523	SG 10522	SG 10514	SG 10715

#### Kenmerken

Soft stop	•	•	•		
Elektronische eindstop	•	•	•		
Electronic revolution counter (unlimited revolution)	•	•	•		
Mechanische eindstop				•	•
Mechanical revolution counter (limited revolution)				•	•
Twee tussenposities mogelijk		•			
Uitlijnen van de verzwaringsstaaf	•				
Geruisloze stop		•	•	•	
Parallelschakeling mogelijk zonder bijkomende relais		•	•		
Plug-in motorkabel	•	•	•		
IP klasse	IP 30	IP 44	IP 44	IP 44	IP 44

#### Aansturingsmogelijkheden

Netspanningsregeling		•	•	•	•
SG Control L (met ontvanger)		•			
Smart by Silent Gliss	•				
Geschikt voor alle domotica systemen		•	•	•	•

## B. INFORMATIE

### MOTOR

Motoren	Min. systeem breedte	Voltage	Ampère	Frequentie	Snelheid	Frequentie ontvanger
<b>50-Series (Smart by Silent Gliss)</b>						
SG 11251	65 cm	24 V DC	1.5 A	-	32 rpm	-
<b>20-Series</b>						
SG 10522 (standaard)	65 cm	230 V AC	0.55 A	50 Hz	30 rpm	-
SG 10523	65 cm	230 V AC	0.55 A	50 Hz	30 rpm	868/915 MHz
<b>10-Series K</b>						
SG 10514	65 cm	230 V AC	0.52 A	50 Hz	30 rpm	-
<b>5-Series</b>						
SG 10715	65 cm	230 V AC	0.485 A	50-60 Hz	28 rpm	-

## C. BESTURINGS- MOGELIJKHEDEN

Zie catalogus "controles" voor details.

**Wandschakelaar**



*Systeem kan worden bediend met vaste wandschakelaar.*

**SG Control L**



*Diverse draadloze hand- en wandzenders beschikbaar.*



*Silent Gliss Move App.*

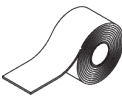

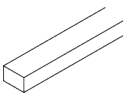
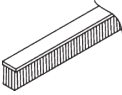


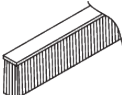

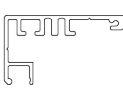
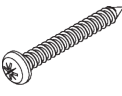


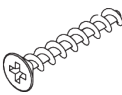
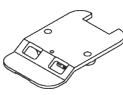
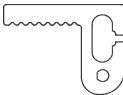


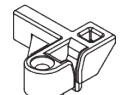

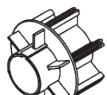
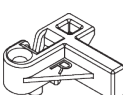
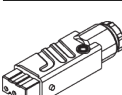
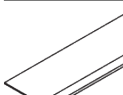


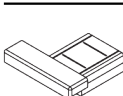
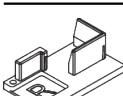

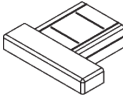

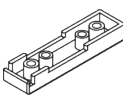

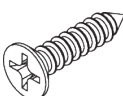
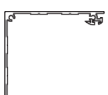
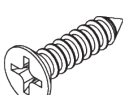

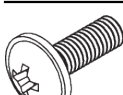
**D. WIRING**  
**DIAGRAMS**



*Refer to Silent Gliss website.*

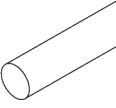
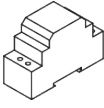

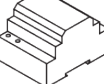
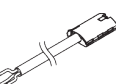
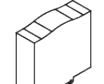

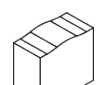

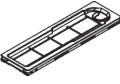









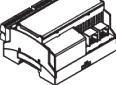

# ONDERDELEN

## A. STANDAARD ONDERDELEN

	<b>SG 4226</b> Kleefband 30 mm		<b>SG 11003</b> Profiel		<b>SG 11060</b> Foam tape lijm
	<b>SG 4508</b> Borstel 5x7		<b>SG 11008</b> Afdekkap bovenprofiel 110 mm links		<b>SG 11324</b> Schroef KA35x14
	<b>SG 4509</b> Borstel 5x12		<b>SG 11009</b> Afdekkap bovenprofiel 110 mm rechts		<b>SG 11418</b> Zijgeleidingsprofiel
	<b>SG 6791</b> Schroef 3.9x32		<b>SG 11011</b> Steun		<b>SG 11419</b> Zijgeleidingsprofiel
	<b>SG 6933</b> Schroef KA25x16		<b>SG 11013</b> Steun motor		<b>SG 11421</b> Zip profiel
	<b>SG 6936</b> Schroef KA22x10		<b>SG 11020</b> Adapter profiel 80 mm		<b>SG 11473</b> Zip-gids links
	<b>SG 6942</b> Schroef KA30x8		<b>SG 11022</b> Adapter profiel 80 mm motorzijde		<b>SG 11474</b> Zip-gids rechts
	<b>SG 9917</b> Hirschmann contra stekker		<b>SG 11025</b> Zip band		<b>SG 11475</b> Einddeksel zijgeleider links
	<b>SG 10284</b> Ring		<b>SG 11028</b> Eindstuk verzwaringsprofiel links		<b>SG 11476</b> Zijgeleiding eindkap rechts
	<b>SG 10522</b> Motor 230V AC, 20-Series S 3/30		<b>SG 11029</b> Eindstuk verzwaringsprofiel rechts		
	<b>SG 10668</b> PVC strip en kleefband 10 mm		<b>SG 11030</b> Afdekkap verzwaringsprofiel		
	<b>SG 10993</b> Verzwaringsprofiel rechthoek		<b>SG 11034</b> Schroef 3.5x16		
	<b>SG 10998</b> Bovenprofiel 110 mm		<b>SG 11035</b> Schroef 2.2x9.5		
	<b>SG 10999</b> Bovenprofiel 110 mm		<b>SG 11059</b> Schroef M4x12		



## B. OPTIONELE ONDERDELEN

	<b>SG 4951</b> Gewicht		<b>SG 11263</b> Voeding 24V DC, 2.5 Ampère DIN rail
	<b>SG 9916</b> Hirschmann stekkerset		<b>SG 11264</b> Voeding 24V DC, 3.8 Ampère DIN rail
	<b>SG 10293</b> Aansluitkabel 3, 5 en 10 m optioneel		<b>SG 11265</b> Voeding 24V DC, 5 Ampère DIN rail
	<b>SG 10300</b> Afstandsbediening, 1 kanaal		<b>SG 11266</b> Voeding 24V DC, 10 Ampère DIN rail
	<b>SG 10302</b> Afstandsbediening, 5+1 kanaal		<b>SG 11460</b> Afdekking voor Hirschmann-stekker
	<b>SG 10303</b> Afstandsbediening, 10+2+1 kanalen		<b>SG 11480</b> Wandschakelaar 1 kanaal
	<b>SG 10514</b> Motor 230V AC, 10 Series S 3/30 K		<b>SG 11490</b> Wandschakelaar 5+1 kanaal
	<b>SG 10523</b> Motor 230V AC, 20-Series S 3/30, radio ontvanger		
	<b>SG 10715</b> Motor 230V AC, 5 Series S 6/28		
	<b>SG 10804</b> Afstandsbediening 15 kanalen		
	<b>SG 11251</b> Motor 24V DC, 50-Series S 3/32		
	<b>SG 11260</b> Gateway Cedia		
	<b>SG 11261</b> Gateway KNX		
	<b>SG 11262</b> Uitbreidingseenheid		





