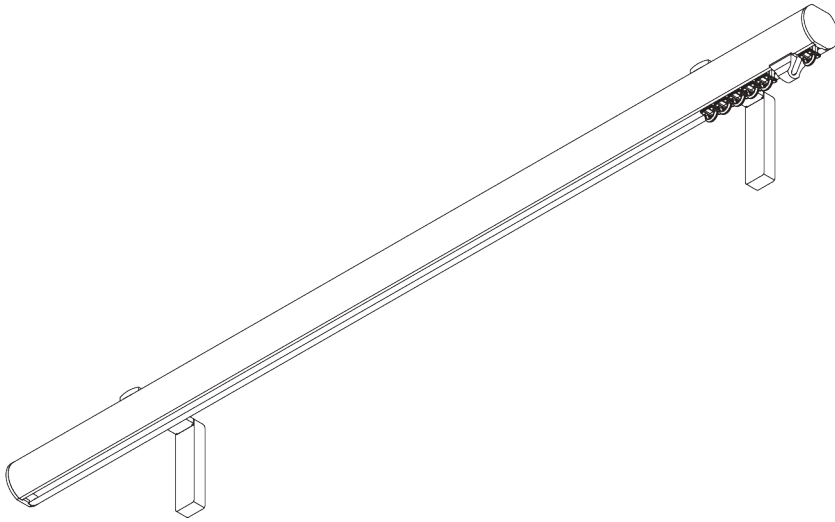
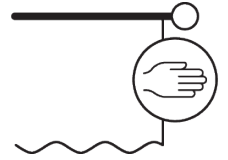


SG 7610



PRODUCT INFORMATION

- **Mode de commande:** Tirage main
- **Gamme:** S - M
- **Installation:** Plafond, murale
- **Couleurs:** Blanc RAL 9016, couleurs spéciales possibles
- **Tissus:** Se référer à la collection tissu Silent Gliss

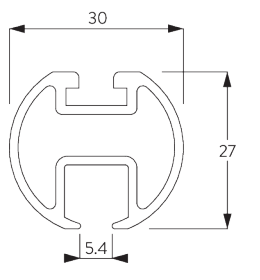
Caractéristiques:

- Glisseurs Bi-Composants
- Option Glisseurs Wave Bi-Composants
- Couleurs assorties pour embouts et supports
- Collection d'embouts de finition
- Cintrable

SPÉCIFICATION SYSTÈME

A. PROFIL

Profil et information de cintrage

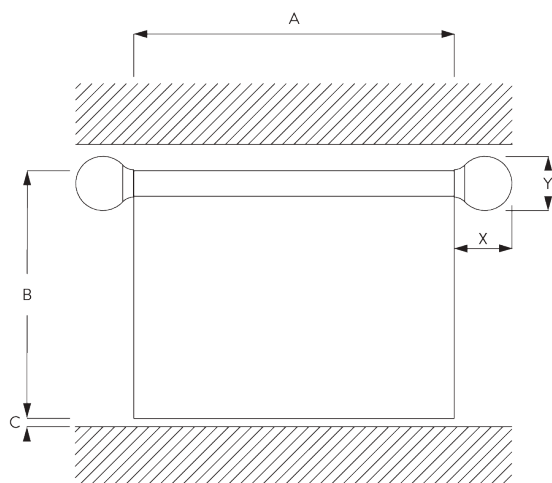


SG 6103p

Profil

Rayon:
✓ >25 cm

B. PRISE DE MESURE



A: Largeur système sans les embouts décoratifs





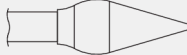


B: Hauteur système

C: Distance entre bas du rideau et le sol

X: Largeur des embouts décoratifs

Y: Hauteur des embouts décoratifs

Dimensions des embouts décoratifs

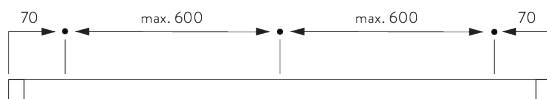
		30 mm	
		X	Y
	SG 11603	2	30
	SG 11631	10	34
	SG 11632	18	50
	SG 11746	64	60
	SG 11747	116	48
	SG 11748	26	90
	SG 11749	20	60

INSTALLATION

A. INSTRUCTION DE POSE

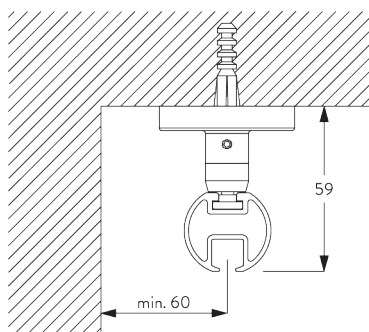
Pour des informations détaillées, se référer au site web Silent Gliss.

Points de fixation



B. FIXATION PLAFOND

Support Top Fix SG 11668

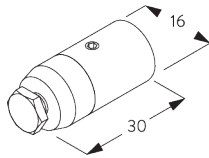
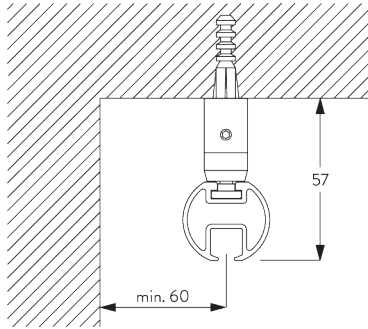




SG 11668

Support Top Fix

**Mini suspension
SG 6175**

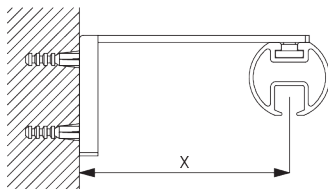


SG 6175

Mini suspension

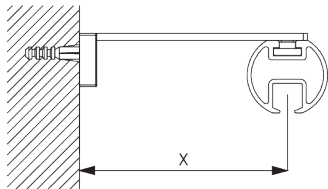
**C. FIXATION
MURALE**

Smart Fix



Smart Fix avec fente SG 11206 - SG 11208 et SG 6141:

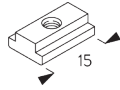
Vis SG 10492 (M4x10) nécessaire.



**Square Smart Fix avec fente SG 11216 - SG 11218
et SG 6141:**

Vis SG 10492 (M4x10) nécessaire.

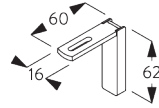
Smart Fix	X mm
SG 11206 / SG 11216	51
SG 11207 / SG 11217	71
SG 11208 / SG 11218	91



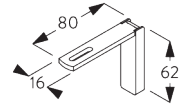
SG 6141
Ecrou fixation



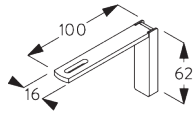
SG 10492
Vis M4x8



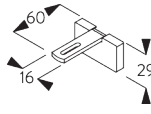
SG 11206
Smart Fix 60 mm avec fente



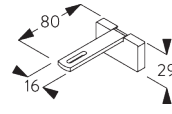
SG 11207
Smart Fix 80 mm avec fente



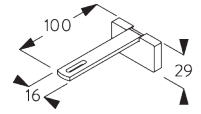
SG 11208
Smart Fix 100 mm avec fente



SG 11216
Square Smart Fix 60 mm avec fente

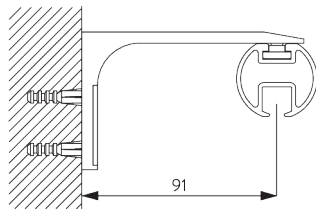


SG 11217
Square Smart Fix 80 mm avec fente

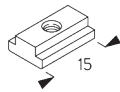


SG 11218
Square Smart Fix 100 mm avec fente

Support design SG 11669



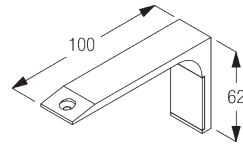
Vis SG 10492 (M4x8) nécessaire.
Recommandé pour les systèmes droits uniquement.



SG 6141
Ecrou fixation



SG 10492
Vis M4x8



SG 11669
Support design

OPTIONS DÉSIGN & SYSTÈME

A. EMBOUTS



SG 11603



SG 11631



SG 11632

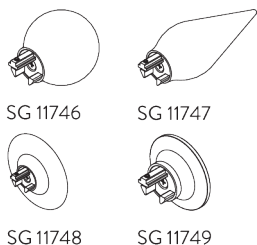
Embouts:

- SG 11603 Embout Flush 30 mm
- SG 11631 Embout Stud 30 mm
- SG 11632 Embout Design 30 mm

Note:

- Sans embouts décoratives, les profils sont fournis en standard avec l'embout Flush SG 11603 (gauche)
- Alternativement, les embouts Stud SG 11631 sont disponibles.

B. EMBOUTS DÉCORATIVES



SG 11746

SG 11747

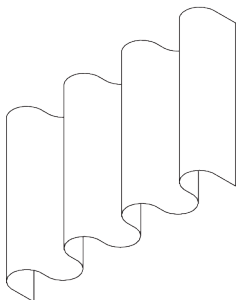
SG 11748

SG 11749

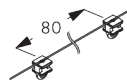
Finials are decorative elements that fit on at the end of the pole:

- SG 11746 Ball end 30 mm
- SG 11747 Spear 30 mm
- SG 11748 Ellipse 30 mm
- SG 11749 Taper 30 mm

C. WAVE



SG 11295



SG 11302

Composants standards:

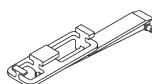
- SG 11295 Vis d'arrêt
- SG 11302 Glisseurs Wave bi-composants 80 mm



SG 2255



SG 2256



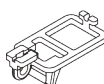
SG 6364



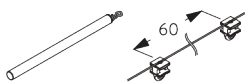
SG 6365

Composants en option:

- SG 2255 Frein
- SG 2256 Frein
- SG 6364 Extension Wave
- SG 6365 Crochet Wave
- SG 6366 Chariot Wave pour lance rideau
- SG 10430-34 Lance rideau
- SG 11303 Glisseur Wave bi-composants 60 mm



SG 6366

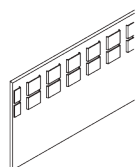


SG 10430-34


SG 11303



SG 3582



SG 6349



SG 6363

Composants de rideaux:

- SG 3582 Crochet
- SG 6349 Ruban Wave transparent
- SG 6363 Ruban à repasser
- SG 10075 Fil à plomb 50 gr/m
- SG 10076 Barre de lestage

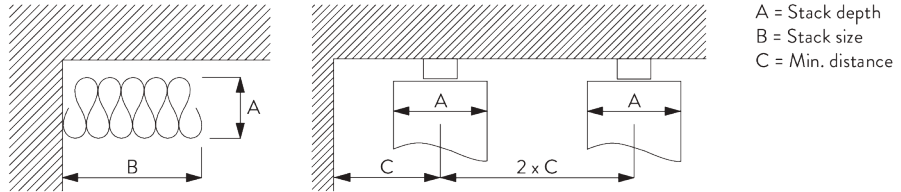


SG 10075



SG 10076

Wave stack depth - 2C glider cord (standard components)



2C Glider cord SG 11302	Pockets between hooks	Approx. curtain fullness	Stack depth A	Stack size B*	Min distance C
80	6	~2.1	140	180 per metre of track	90
80	7	~2.3	160	180 per metre of track	100

2C Glider cord SG 11303	Pockets between hooks	Approx. curtain fullness	Stack depth A	Stack size B*	Min distance C
60	4	~2.1	100	230 per metre of track	70
60	5	~2.3	120	230 per metre of track	80

*Largeur paquet rideau B lors de l'utilisation du bras d'extension SG 6364 augmente de 95 mm par rideau!

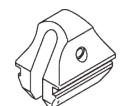
ACCESSOIRES

A. ACCESSOIRES STANDARDS



SG 6065

Fixateur avec oeillet



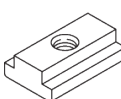
SG 6086

Ressort d'arrêt delrin



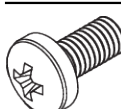
SG 6103p

Profil



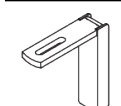
SG 6141

Ecrin fixation



SG 10492

Vis M4x8



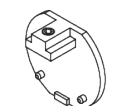
SG 11206

Smart Fix 60 mm avec fente



SG 11300

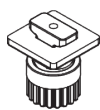
Glisseur Bi-composants



SG 11603

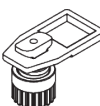
Embout Flush 30 mm

B. ACCESSOIRES EN OPTION



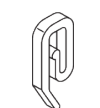
SG 2255

Frein



SG 2256

Frein



SG 3582

Agrafe Delrin



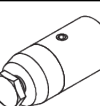
SG 6094

Rouleau



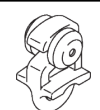
SG 6098

Rouleau



SG 6175

Mini suspension



SG 6283

Rouleau



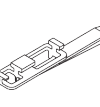
SG 6349

Ruban Wave transparent



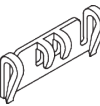
SG 6363

Ruban à repasser



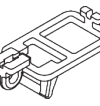
SG 6364

Extension



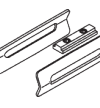
SG 6365

Crochet Wave



SG 6366

Chariot pour lance rideau



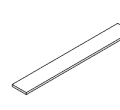
SG 6635

Pièce de raccord



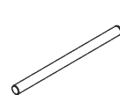
SG 10075

Fil à plomb 50 gr/m



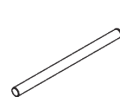
SG 10076

Barre de lestage



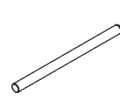
SG 10430

Lance rideau aluminium avec crochet, 50cm



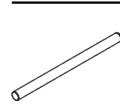
SG 10431

Lance rideau aluminium avec crochet, 75 cm



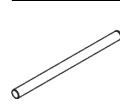
SG 10432

Lance rideau aluminium avec crochet, 100 cm



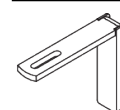
SG 10433

Lance rideau aluminium avec crochet, 125 cm



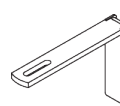
SG 10434

Lance rideau aluminium avec crochet, 150 cm



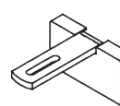
SG 11207

Smart Fix 80 mm avec fente



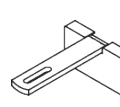
SG 11208

Smart Fix 100 mm avec fente



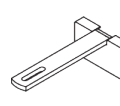
SG 11216

Square Smart Fix 60 mm avec fente



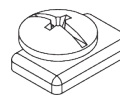
SG 11217

Square Smart Fix 80 mm avec fente



SG 11218

Square Smart Fix 100 mm avec fente



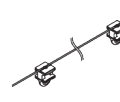
SG 11295

Arrêt



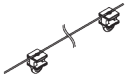
SG 11301

Glisseur Bi-composants en barrette



SG 11302

Glisseur Wave Bi-composants 80 mm



SG 11303

Glisseur Wave Bi-composants 60 mm



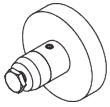
SG 11631

Embout Stud 30 mm



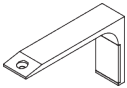
SG 11632

Embout Design 30 mm



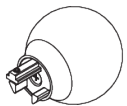
SG 11668

Support Top Fix



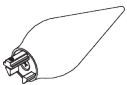
SG 11669

Support design



SG 11746

Ball 30 mm



SG 11747

Spear 30 mm



SG 11748

Ellipse 30 mm



SG 11749

Taper 30 mm
