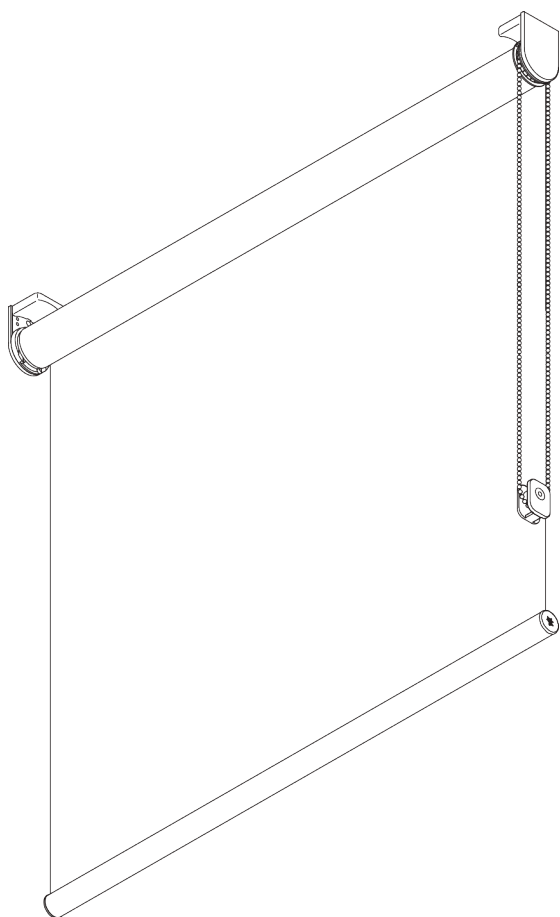



SG 4910



INFORMATION PRODUIT

- **Mode de commande :** Chaînette
- **Gamme:** S - M
- **Installation:** Plafond, Murale, Encastré
- **Couleurs:** Blanc RAL 9016, Gris RAL 7035, Noir RAL 9005; couleurs spéciales possibles
- **Tissus:** Se référer à la collection tissu Silent Gliss

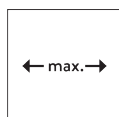
Caractéristiques:

- Ressort de compensation, Manoeuvre sans effort
- Entraînement 1/1
- Chaînette acier inoxydable
- Support click, Fascia, boîtier, profil de montage
- Blocage de fin de course

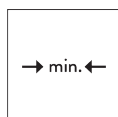
12/2023/V1

SPÉCIFICATION SYSTÈME

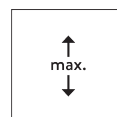
A. DIMENSIONS SYSTÈME



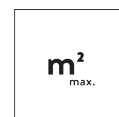
2.4 m



25 cm*,
Fascia / Boîtier: 60 cm
*25 - 60 cm uniquement
avec profil de montage
SG 10534



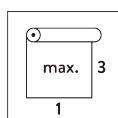
3 m



7.2 m²



3 kg



Rapport largeur / hauteur
recommandé
max. 1:3

Hauteur max. du système

Fixation murale (hauteur côté fenêtre)

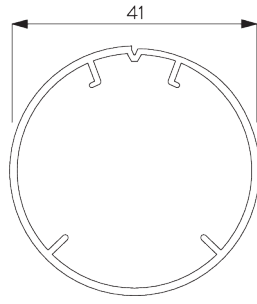
Épaisseur tissu	mm	0.15	0.20	0.25	0.30	0.35	0.40	0.45	0.50	0.55	0.60	0.65	0.70	0.75	0.80
Hauteur maxi du système	cm	300	300	300	300	300	300	300	300	300	290	270	250	230	220

Fixation plafond (hauteur côté pièce)

Épaisseur tissu	mm	0.15	0.20	0.25	0.30	0.35	0.40	0.45	0.50	0.55	0.60	0.65	0.70	0.75	0.80
Hauteur maxi du système	cm	300	300	300	300	300	300	300	300	300	300	300	300	300	280

B. PROFIL

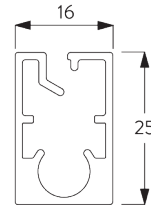
Information profil



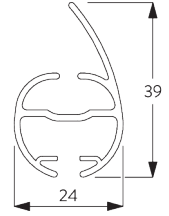
SG 10531
Profil ø 41 mm



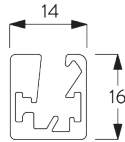
SG 10760
Barre de lestage



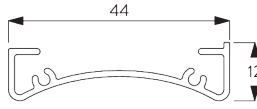
SG 10770
Barre de lestage



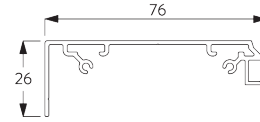
SG 4903
Barre de lestage



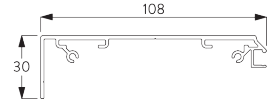
SG 11442
Barre de lestage



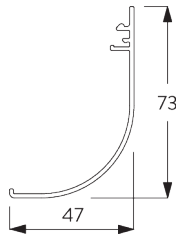
SG 10534
Profil de montage



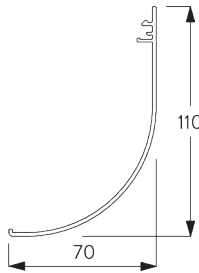
SG 11430
Profil de montage 73 mm



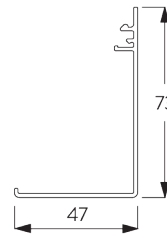
SG 11530
Profil de montage 110 mm



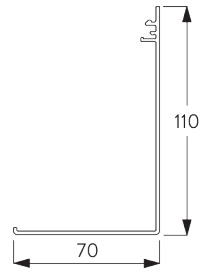
SG 11431
Fascia rond 73 mm



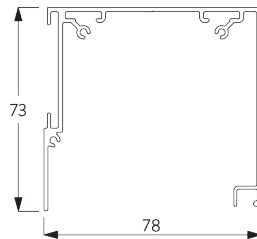
SG 11531
Fascia rond 110 mm



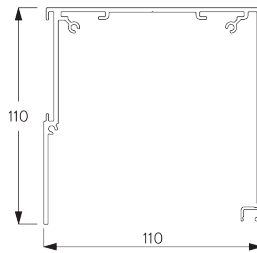
SG 11432
Fascia carré 73 mm



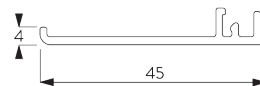
SG 11532
Fascia carré 110 mm




SG 11433
Boîtier 73 mm



SG 11533
Boîtier 110 mm



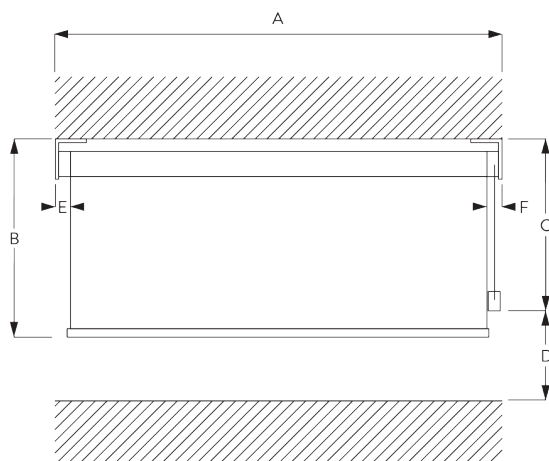
SG 11434
Boîtier cache 73 mm



SG 11534
Boîtier cache 110 mm

C. PRISE DE MESURE

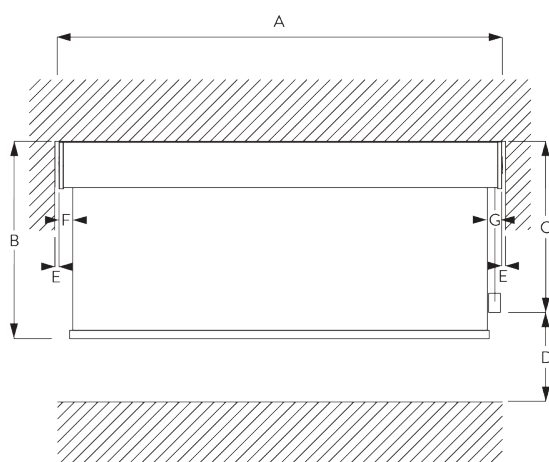
y compris cache support



- A: Largeur du système
- B: Hauteur du système
- C: Hauteur chaînette
- D: Sécurité SG 10731 min. 150 cm du sol
- E: Passage lumière: 13 mm
- F: Passage lumière côté manoeuvre: 18 mm

Note:
Toutes les dimensions comprennent 2 mm pour les cache support par côté!

Fascia / Boîtier



- A: Largeur du système
- B: Hauteur du système
- C: Hauteur chaînette
- D: Sécurité SG 10731 min. 150 cm du sol
- E: Écart: min. 10 mm (lorsque le cache support est utilisé)
- F: Passage lumière: 15 mm
- G: Passage lumière côté manoeuvre: 21 mm

INSTALLATION

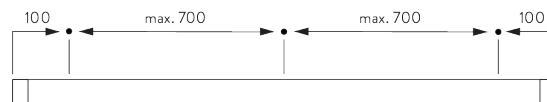
A. INSTRUCTION DE POSE

Pour des informations détaillées, se référer au site web [Silent Gliss](http://SilentGliss.com).

Points de fixation

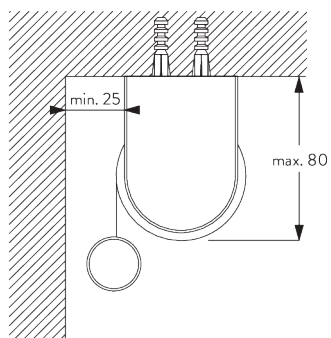


Supports (mural / plafond)

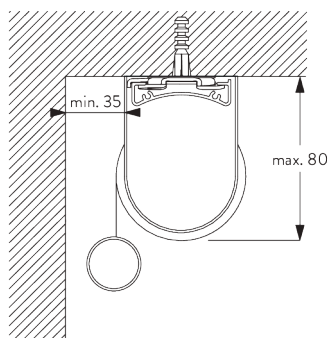


Fascia / boîtier & profil de montage SG 10534 (mural / plafond)

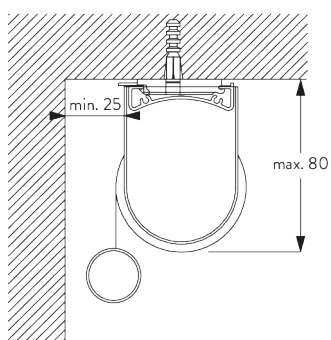
B. FIXATION
PLAFOND



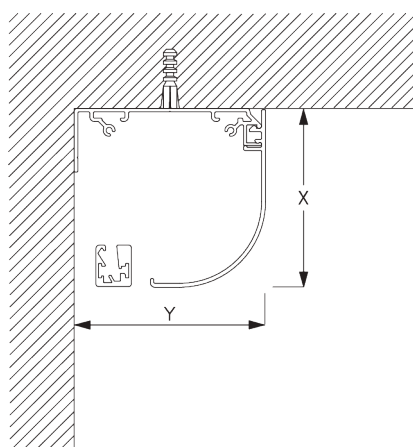
Supports



Profil de montage SG 10534 et bride SG 3033 ou SG 3044



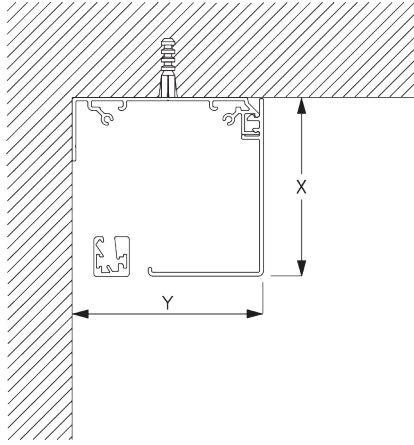
Profil de montage SG 10534 et support click SG 10539



Fascia rond

X = Fascia S 73 mm / Fascia L 110 mm

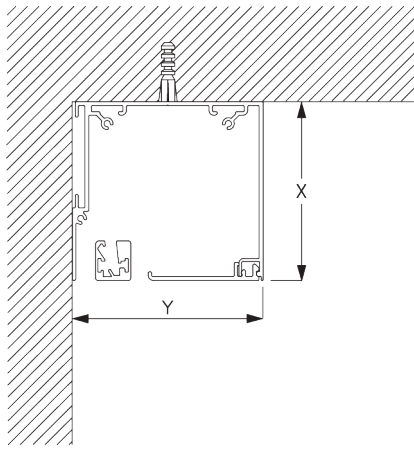
Y = Fascia S 78 mm / Fascia L 110 mm



Fascia carré

X = Fascia S 73 mm / Fascia L 110 mm

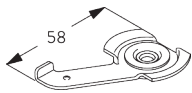
Y = Fascia S 78 mm / Fascia L 110 mm



Boîtier

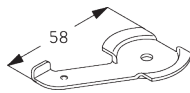
X = Boîtier S 73 mm / Boîtier L 110 mm

Y = Boîtier S 78 mm / Boîtier L 110 mm



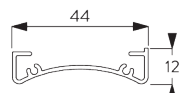
SG 3033

Bride



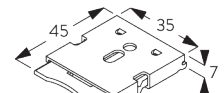
SG 3044

Bride



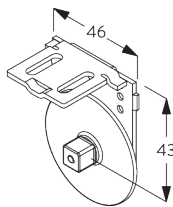
SG 10534

Profil de montage



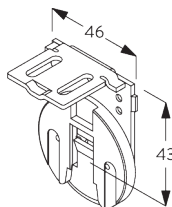
SG 10539

Support click



SG 10542

Support côté commande



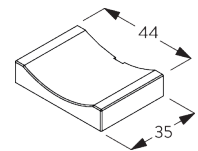
SG 10543

Support



SG 10574

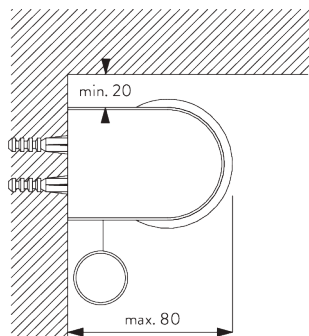
Cache support



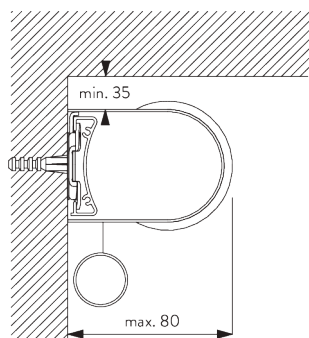
SG 10575

Cache pour vis

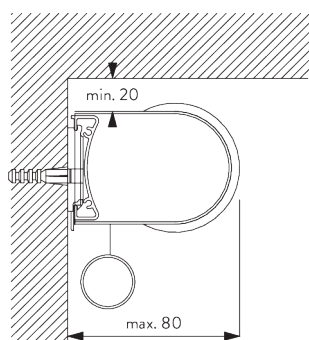
C. FIXATION
MURALE



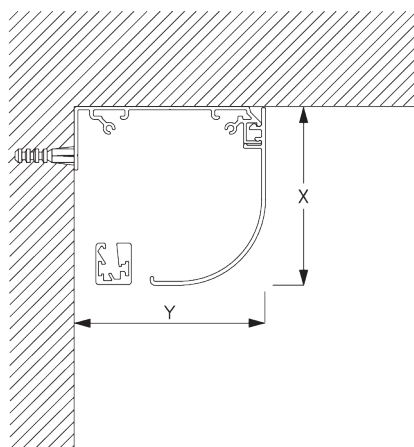
Supports



Profil de montage SG 10534 et bride SG 3033 ou SG 3044



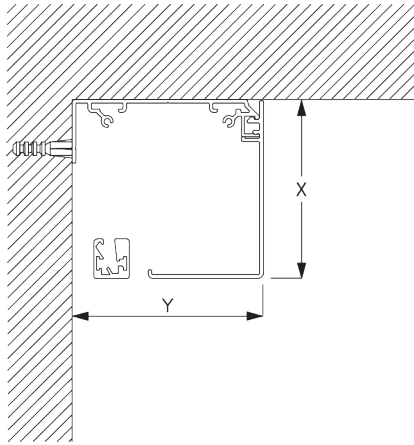
Profil de montage SG 10534 et support click SG 10539



Fascia rond

X = Fascia S 73 mm / Fascia L 110 mm

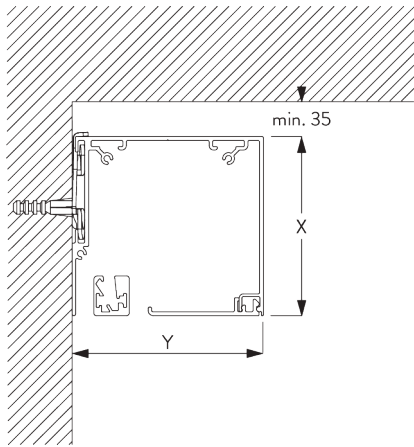
Y = Fascia S 78 mm / Fascia L 110 mm



Fascia carré

X = Fascia S 73 mm / Fascia L 110 mm

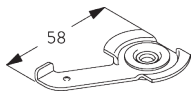
Y = Fascia S 78 mm / Fascia L 110 mm



Boîtier S avec bride SG 3044 / Boîtier L avec bride SG 11180

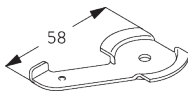
X = Boîtier S 73 mm / Boîtier L 110 mm

Y = Boîtier S 78 mm / Boîtier L 110 mm



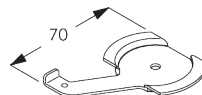
SG 3033

Bride



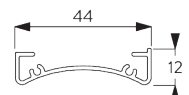
SG 3044

Bride



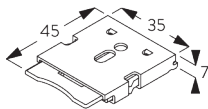
SG 11180

Bride



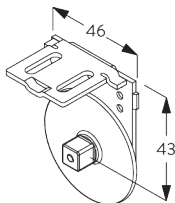
SG 10534

Profil de montage



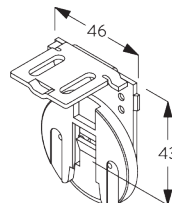
SG 10539

Support click



SG 10542

Support côté commande



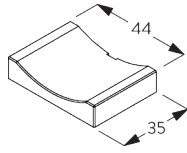
SG 10543

Support



SG 10574

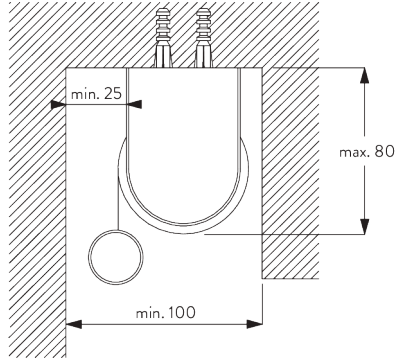
Cache support



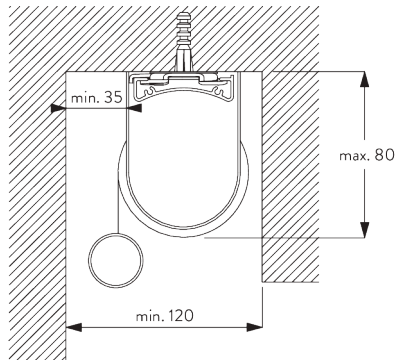
SG 10575

Cache pour vis

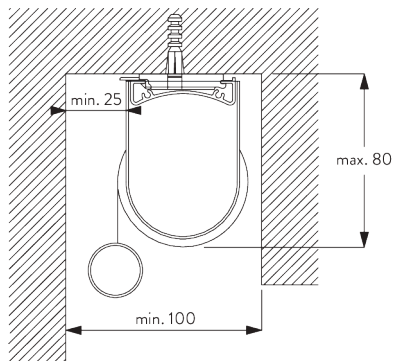
**D. FIXATION
ENCASTRÉE**



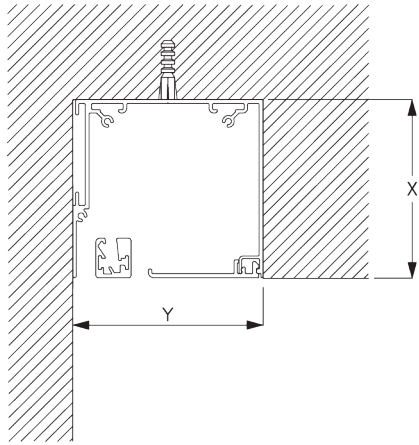
Supports



Profil de montage SG 10534 et bride SG 3033 ou SG 3044



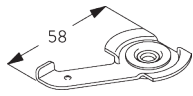
Profil de montage SG 10534 et support click SG 10539



Boîtier

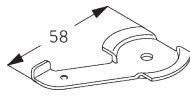
X = Boîtier S 73 mm / Boîtier L 110 mm

Y = Boîtier S min. 79 mm / Boîtier L min. 111 mm



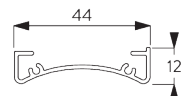
SG 3033

Bride



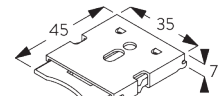
SG 3044

Bride



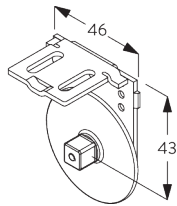
SG 10534

Profil de montage



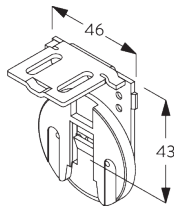
SG 10539

Support click



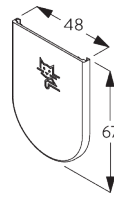
SG 10542

Support côté commande



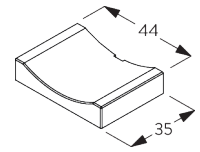
SG 10543

Support



SG 10574

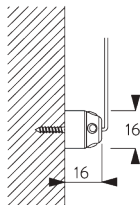
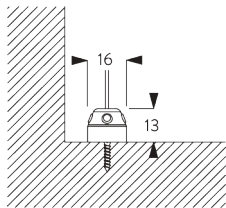
Cache support



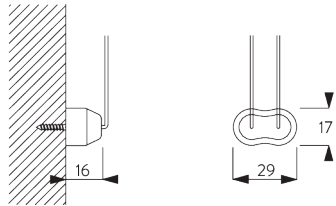
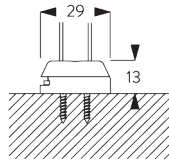
SG 10575

Cache pour vis

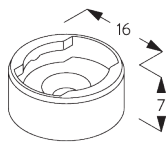
**E. FIXATION AVEC
OPTION DE
GUIDAGE**



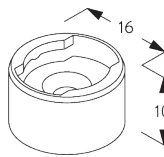
Système simple



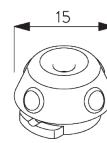
Système double (installation juxtaposée)



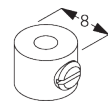
SG 8235
Base basse



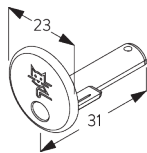
SG 8236
Base basse longue



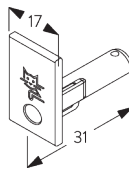
SG 8237
Serre câble



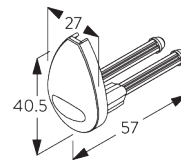
SG 8249
Serre câble



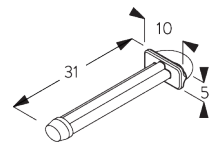
SG 10762
Embout pour barre de lestage (guidage)



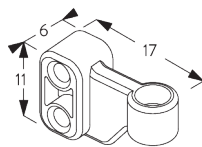
SG 10772
Embout pour barre de lestage (guidage)



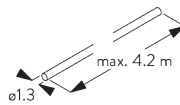
SG 4944
Embout pour barre de lestage (guidage)



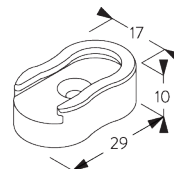
SG 10641
Oeillet de guidage pour embout barre de lestage



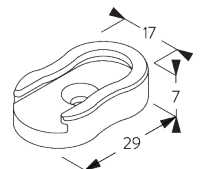
SG 10642
Support de guidage câble



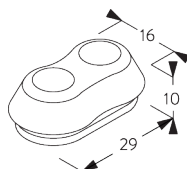
SG 10643
Câble \varnothing 1.3 mm x 4.2 m (guidage)



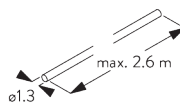
SG 10669
Base longue pour guidage double système



SG 10673
Base courte pour guidage double système



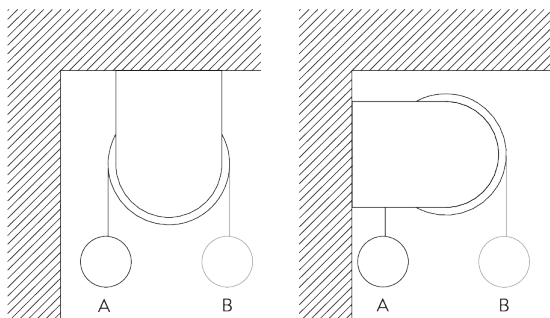
SG 10701
Support pour guidage double système



SG 10706
Câble \varnothing 1.3 mm x 2.6 m (guidage)

OPTIONS SYSTÈME

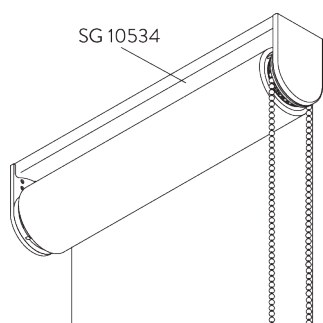
A. DÉROULEMENT DE LA TOILE



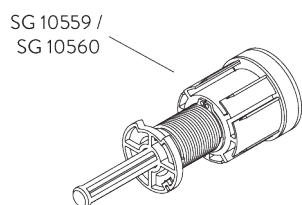
A: Déroulement au plus près de la fenêtre (standard)

B: Déroulement vers l'intérieur de la pièce (option)

B. PROFIL DE MONTAGE

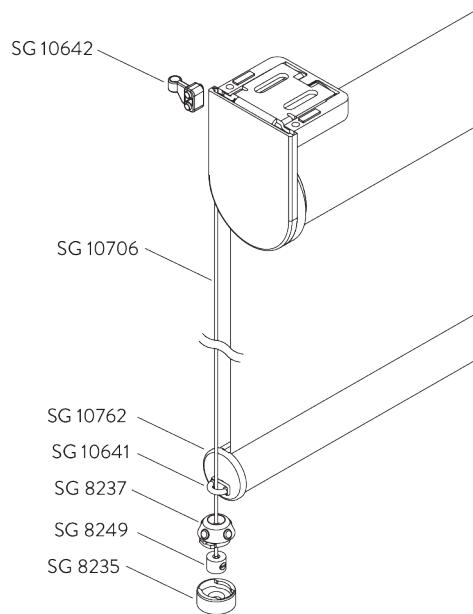


C. ARRÊT DE FIN DE COURSE AJUSTABLE



Programmation fin de course haute et basse.

D. GUIDAGE



Accessoires complémentaires:

- 2x SG 8235 Base de fixation du câble
- 2x SG 8237 Serre câble
- 2x SG 8249 Serre câble
- 2x SG 10762 Embout pour barre de lestage ronde guidage
- 2x SG 10641 Oeillet de guidage embout pour barre de lestage
- 2x SG 10642 Pièce d'accroche câble haute
- 2x SG 10706 Câble de guidage \varnothing 1.3 mm x 2.6 m

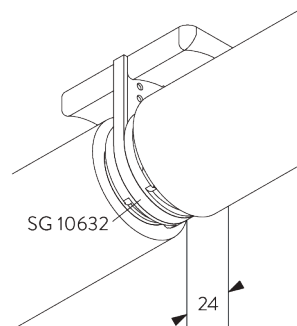
Accessoires optionnels:

- 2x SG 8236 Base basse longue de fixation du câble
- 2x SG 10772 Embout rectangle de barre de charge
- 2x SG 10643 Câble \varnothing 1.3 mm x 4.2 m
- 2x SG 10669 Base longue de fixation du câble
- 2x SG 10673 Base courte de fixation du câble
- 2x SG 10701 Support double de fixation du câble

Note:

- Le passage de lumière latéral augmente avec l'option de guidage
- Guidage sur pente maxi de 15°

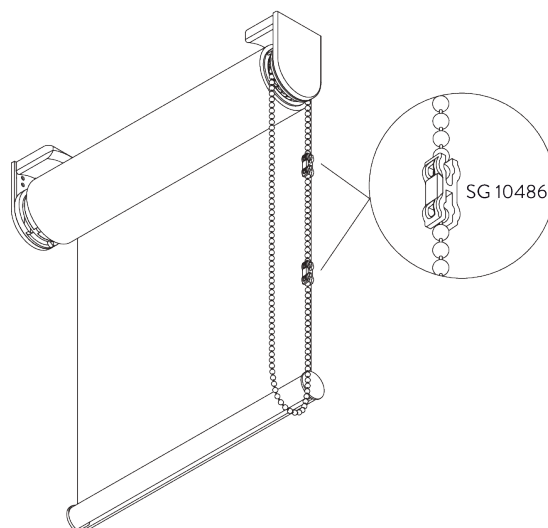
E. DEUX SYSTÈMES CÔTE À CÔTE



Accessoire complémentaire:

- 1x SG 10632 Cache pour 2 supports ensemble

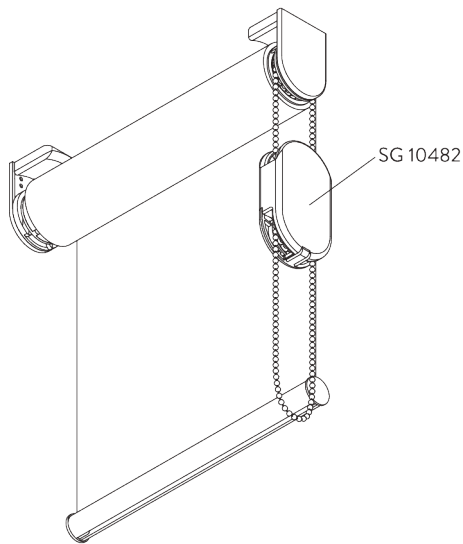
F. SÉCURITÉ ENFANT



Le connecteur sécurisé pour enfants SG 10486 libère la chaîne quand la force de traction dépasse 6 kg.

Note:

- Système à installer pour une boucle de chaîne du dispositif de sécurité enfants au moins à 60 cm du sol.

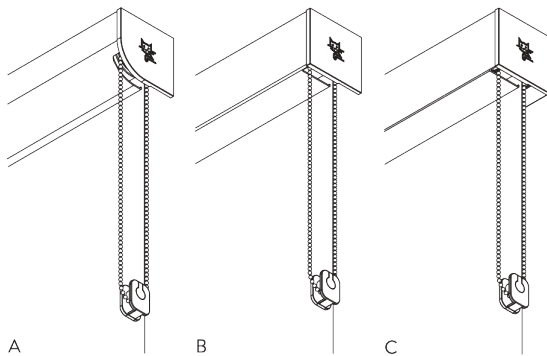


Le dispositif de sécurité pour enfants SG 10482 libère la chaîne quand la force de traction dépasse 6 kg.

Note:

- Système à installer pour une boucle de chaîne du dispositif de sécurité enfants au moins à 60 cm du sol.

G. FASCIA / BOÎTIER



A: Fascia rond

B: Fascia carré

C: Boîtier

Tailles:

- S: 78 x 73 mm

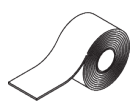
- L: 110 x 110 mm

Note:

- Utilisable uniquement avec la barre de lestage SG 11442

ACCESSOIRES

A. ACCESSOIRES STANDARDS



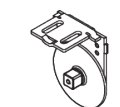
SG 4226
Bande adhésif 30 mm



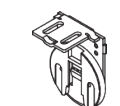
SG 10530
Chaînette métallique ø 4 mm



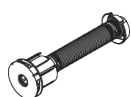
SG 10531
Profil ø 41 mm



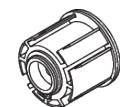
SG 10542
Support côté commande



SG 10543
Support



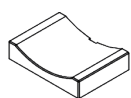
SG 10547
Set ressort C Gauche - 641mm



SG 10556
Adaptateur pour profil



SG 10574
Cache support



SG 10575
Cache pour vis



SG 10668
Bande adhésif 10 mm



SG 10731
Poulie de sécurité pour chaînette & cordon



SG 10760
Barre de lestage



SG 10761
Embout pour barre de lestage



SG 3033
Bride



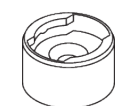
SG 3044
Bride



SG 4903
Barre de lestage



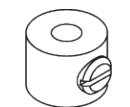
SG 8235
Base basse



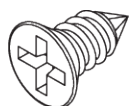
SG 8236
Base basse longue



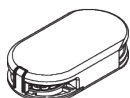
SG 8237
Serre câble



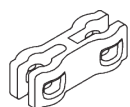
SG 8249
Serre câble



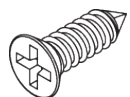
SG 10139
Vis 2.9x6.5



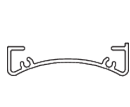
SG 10482
Kit sécurité enfant, chaînette métallique ø 4.0 mm



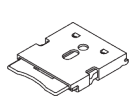
SG 10486
Connecteur/Arrêt chaînette



SG 10498
Vis 2.9x9.5



SG 10534
Profil de montage



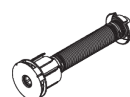
SG 10539
Support clip



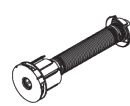
SG 10545
Set ressort A Gauche - 420mm



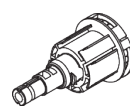
SG 10546
Set ressort B Gauche - 487mm



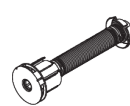
SG 10548
Set ressort D Gauche - 721mm



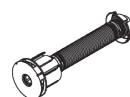
SG 10549
Set ressort E Gauche - 824mm



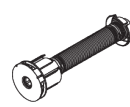
SG 10550
Embout entrainement chaînette (40mm)



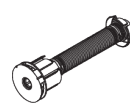
SG 10551
Set ressort A Droite - 420mm



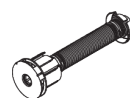
SG 10552
Set ressort B Droite - 487mm



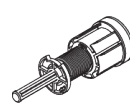
SG 10553
Set ressort C Droite - 641mm



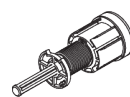
SG 10554
Set ressort D Droite - 721mm



SG 10555
Set ressort E Droite - 824mm



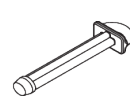
SG 10559
Fin de course gauche



SG 10560
Fin de course droite



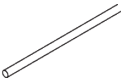
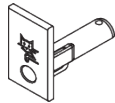
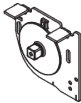






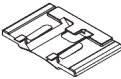









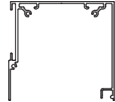

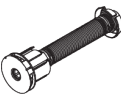

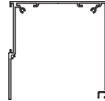



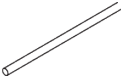


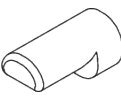





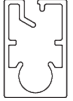




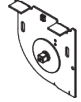
SG 10632
Cache pour 2 supports

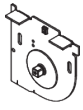


SG 10641
Oeillet de guidage pour embout barre de lestage



SG 10642
Support de guidage câble

	SG 10643 Câble ø 1.3 mm x 4.2 m (guidage)		SG 10772 Embout pour barre de lestage (guidage)		SG 11446 Support gauche 73 mm
	SG 10669 Base longue pour guidage double système		SG 11178 Embout pour barre de lestage		SG 11447 Support droite 73 mm
	SG 10673 Base courte pour guidage double système		SG 11180 Bride		SG 11448 Support gauche 73 mm
	SG 10690 Cale		SG 11430 Profil de montage 73 mm		SG 11449 Support droite 73 mm
	SG 10697 Set ressort F Gauche - 921mm		SG 11431 Fascia rond 73 mm		SG 11530 Profil de montage 110 mm
	SG 10698 Set ressort G Gauche - 921mm		SG 11432 Fascia carré 73 mm		SG 11531 Fascia rond 110 mm
	SG 10699 Set ressort F Droite - 921mm		SG 11433 Boîtier 73 mm		SG 11532 Fascia carré 110 mm
	SG 10700 Set ressort G Droite - 921mm		SG 11434 Boîtier cache 73 mm		SG 11533 Boîtier 110 mm
	SG 10701 Support pour guidage double système		SG 11437 Cache support rond gauche 73 mm		SG 11534 Boîtier cache 110 mm
	SG 10706 Câble ø 1.3 mm x 2.6 m (guidage)		SG 11438 Cache support rond droit 73 mm		SG 11537 Cache support rond gauche 110 mm
	SG 10707 Arrêt pour barre de lestage		SG 11439 Cache support carré gauche 73 mm		SG 11538 Cache support rond droit 110 mm
	SG 10762 Embout pour barre de lestage (guidage)		SG 11440 Cache support carré droit 73 mm		SG 11539 Cache support carré gauche 110 mm
	SG 10770 Barre de lestage		SG 11442 Barre de lestage		SG 11540 Cache support carré droit 110 mm
	SG 10771 Embout pour barre de lestage		SG 11443 Embout de barre de charge		SG 11546 Support gauche 110 mm



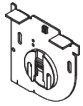
SG 11547

Support droite 110 mm



SG 11548

Support gauche 110 mm



SG 11549

Support droite 110 mm
