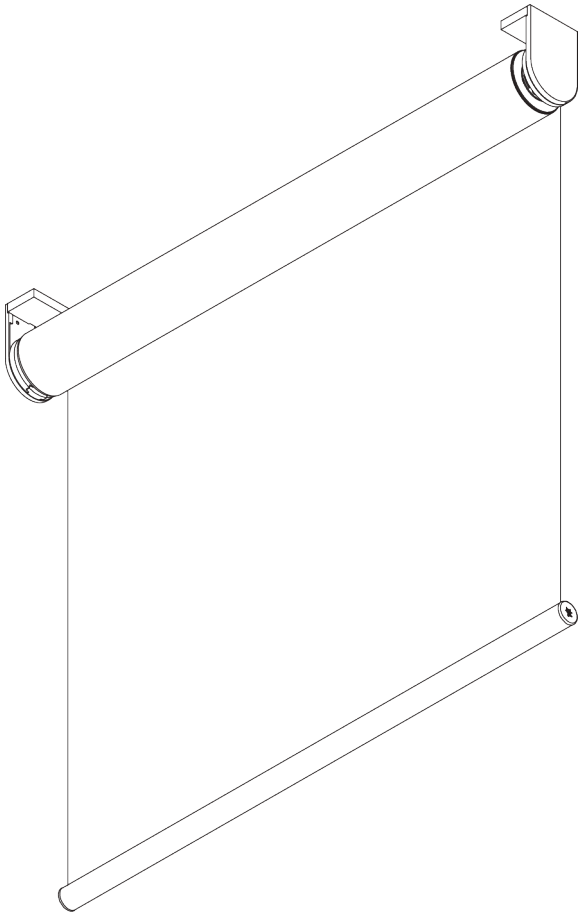


SG 4970



PRODUCTINFORMATIE

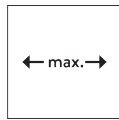
- **Bediening:** elektrisch
- **Groep:** M - L
- **Installatie:** plafond-, wandplaatsing of in-de-dag
- **Kleuren:** wit gelakt RAL 9016, grijs gelakt RAL 7035 of zwart gelakt RAL 9005
- **Stoffen:** zie Silent Gliss stoffencollectie

Kenmerken:

- Stille, snelle en krachtige motor, soft stop
- Verschillende bedieningsmogelijkheden
- Gekoppelde systemen
- Clicksteunen
- Fascia, Profiel koof, Bevestigingsprofiel

SYSTEEMINFORMATIE

A. SYSTEEM- AFMETINGEN



Eén systeem: 3.4 m
Dubbel systeem: 6.8 m



65 cm*
*zie informatie motor



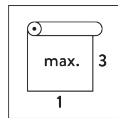
5 m



Eén systeem: 17 m²
Dubbel systeem: 34 m²



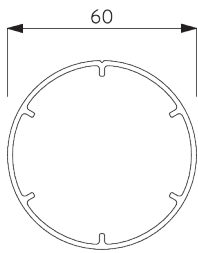
10 kg



Aanbevolen verhouding
breedte / hoogte
max. 1:3

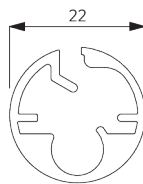
B. PROFIEL

Profielinformatie



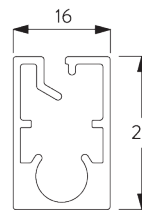
SG 11037

Profiel



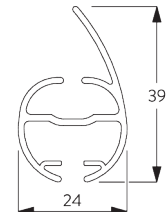
SG 10760

Verzwaringsstaaf



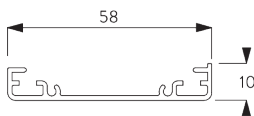
SG 10770

Verzwaringsstaaf



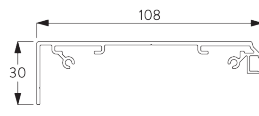
SG 4903

Verzwaringsstaaf



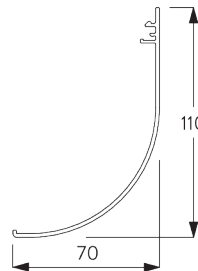
SG 11181

Bevestigingsprofiel



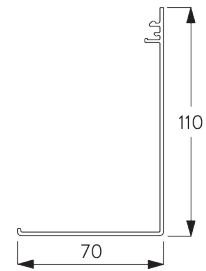
SG 11530

Bevestigingsprofiel 110 mm



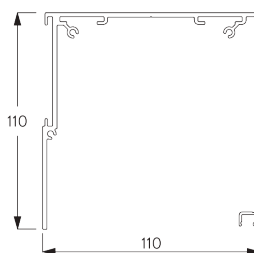
SG 11531

Fascia rond 110 mm




SG 11532

Fascia vierkant 110 mm



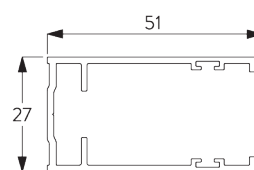
SG 11533

Profiel koof 110 mm



SG 11534

Afdekstuk voor koof 110 mm

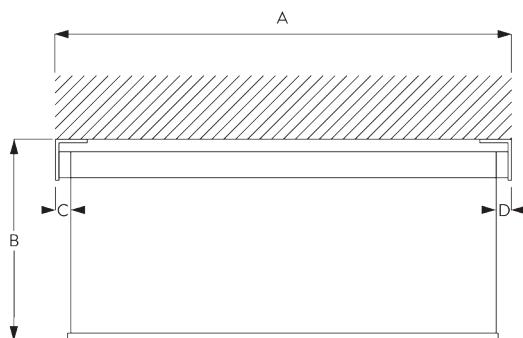


SG 11542

Zijgeleidingsprofiel

C. HOE E METEN

incl. afdekkappen

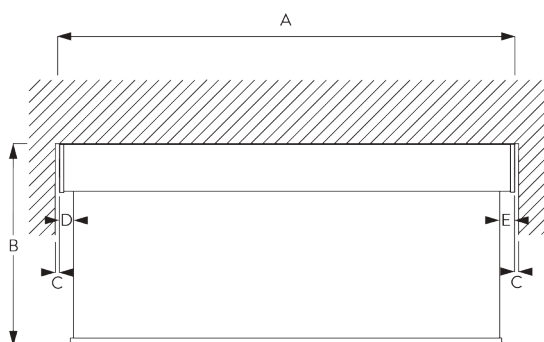


A: Systeembreedte incl. afdekkappen
B: Systeemhoogte
C: Lichtopening: 18 mm
D: Lichtopening bedieningszijde: 25 mm

Notitie:
Verschillende lichtopeningen zie informatie motor.
Alle afmetingen zijn inclusief 2 mm afdekkappen per zijde!



Fascia / Profiel koof

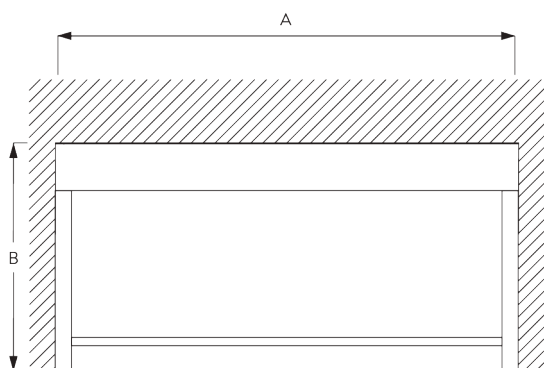


A: Systeembreedte
B: Systeemhoogte
C: Tussenruimte: min. 10 mm (bij gebruik van Afdekstuk)*
D: Lichtopening: 20 mm
E: Lichtopening bedieningszijde: 27 mm

Notitie:
Verschillende lichtopeningen zie informatie motor.
*Mogelijk om Fascia breder te maken dan het systeem om de opening tussen muur en systeem te verkleinen.



Fascia / profiel koof met zijgeleidingsprofiels SG 11542



A: Systeembreedte
B: Systeemhoogte

INSTALLATIE

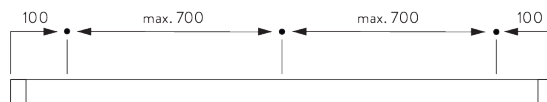
A. INSTALLATIE INFORMATIE

Bezoek onze Silent Gliss website voor gedetailleerde installatie informatie.

Bevestigingspunten

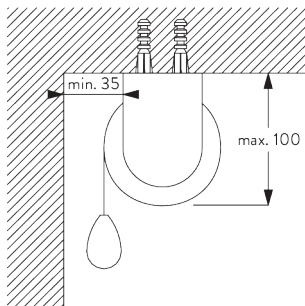


Steunen (wand / plafond)

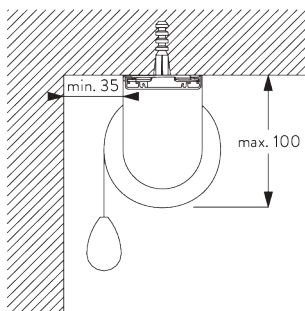


Fascia / Profiel koof & Bevestigingsprofiel SG 11181 (wand, plafond)

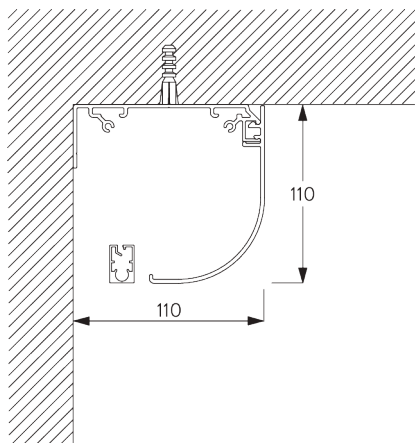
B. PLAFOND- PLAATSING



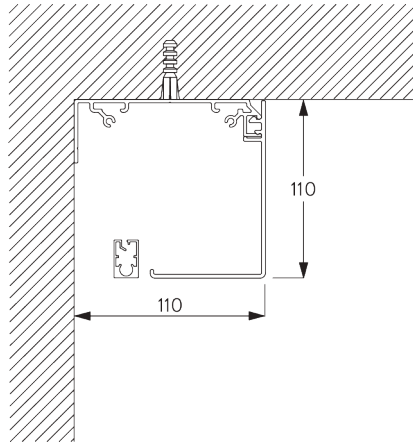
Steunen



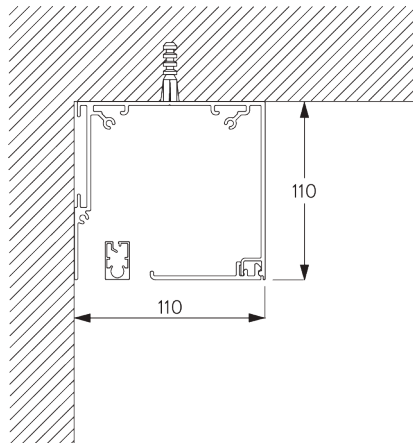
Bevestigingsprofiel SG 11181 en spanner SG 11180



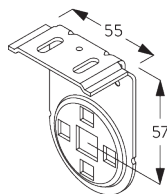
Fascia rond



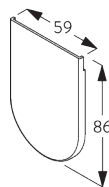
Fascia vierkant



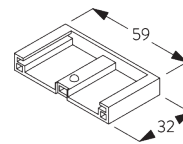
Profiel koof



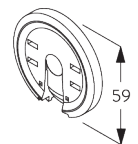
SG 11172
Steun



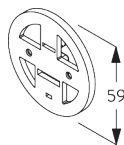
SG 11173
Afdeksstuk voor steun



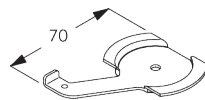
SG 11174
Afdeksstuk voor schroef



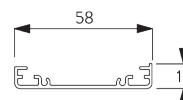
SG 11175
Clicksteun



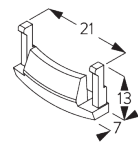
SG 11177
Steun motor



SG 11180
Spanner

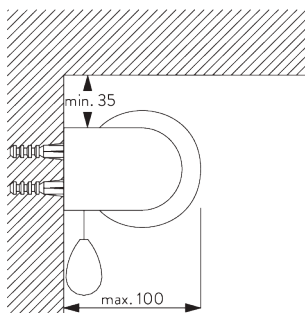


SG 11181
Bevestigingsprofiel

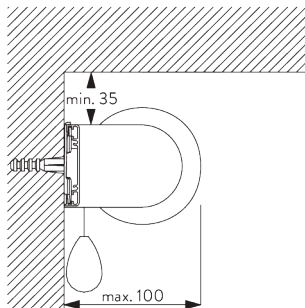


SG 11179
Afdeksstuk

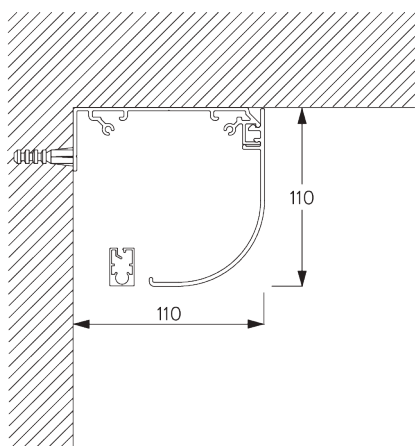
**C. WAND-
PLAATSING**



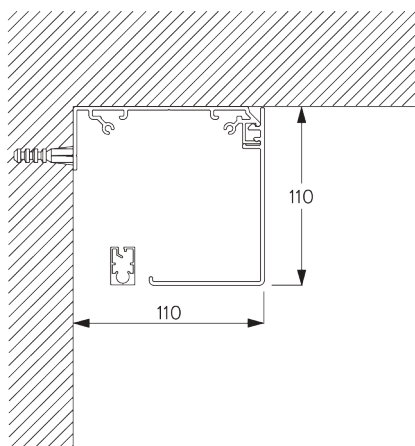
Steunen



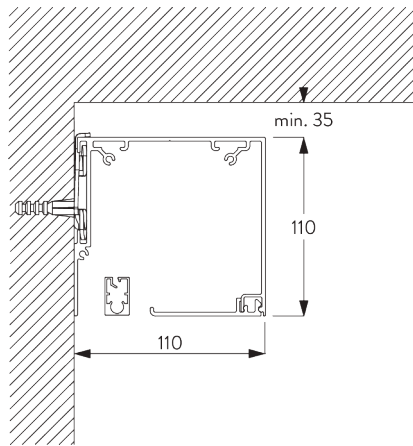
Bevestigingsprofiel SG 11181 en spanner SG 11180



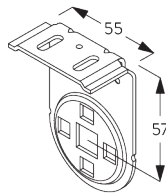
Fascia rond



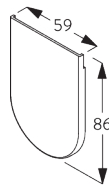
Fascia vierkant



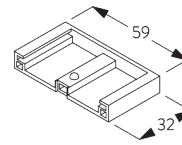
Profiel koof met spanner SG 11180



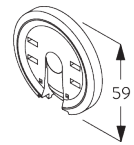
SG 11172
Steun



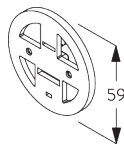
SG 11173
Afdekkstuk voor steun



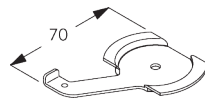
SG 11174
Afdekkstuk voor schroef



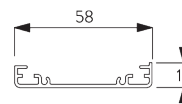
SG 11175
Clicksteun



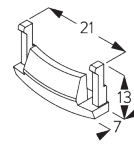
SG 11177
Steun motor



SG 11180
Spanner

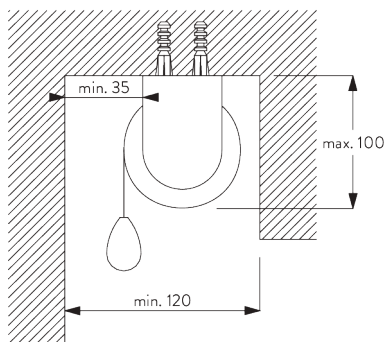


SG 11181
Bevestigingsprofiel

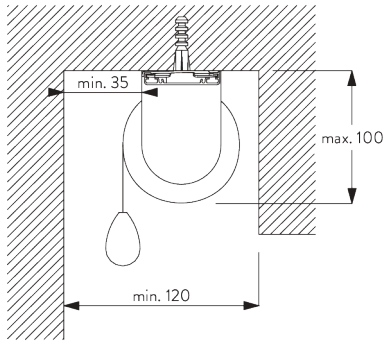


SG 11179
Afdekkstuk

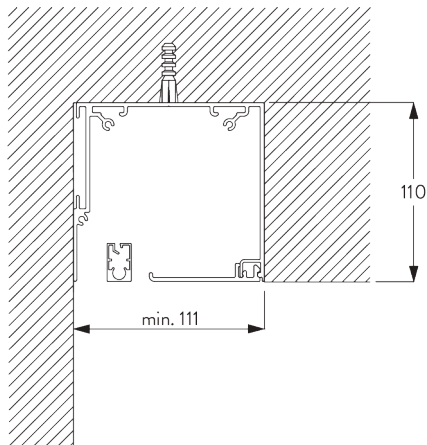
D. INGEWERKTE PLAATSING



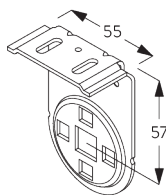
Steunen



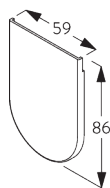
Bevestigingsprofiel SG 11181 en spanner SG 11180



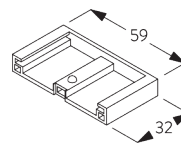
Profiel koof



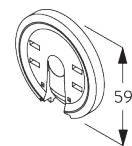
SG 11172
Steun



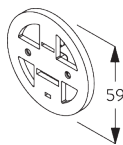
SG 11173
Afdeksstuk voor steun



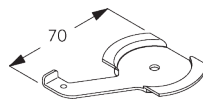
SG 11174
Afdeksstuk voor schroef



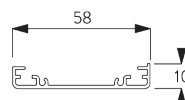
SG 11175
Clicksteun



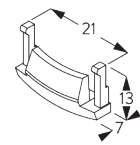
SG 11177
Steun motor



SG 11180
Spanner

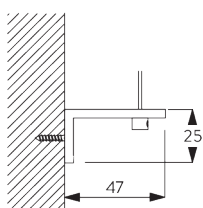


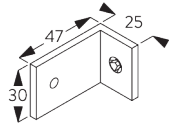
SG 11181
Bevestigingsprofiel



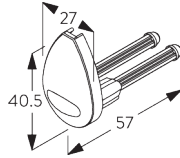
SG 11179
Afdeksstuk

E. PLAATSING MET
ZIJGELEIDING

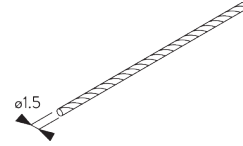




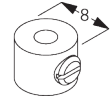
SG 3036
Steun 47 mm



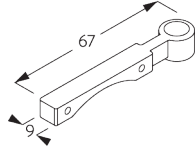
SG 4944
Eindstuk voor zijgeleiding



SG 4948
Spankabel \varnothing 1,5 mm




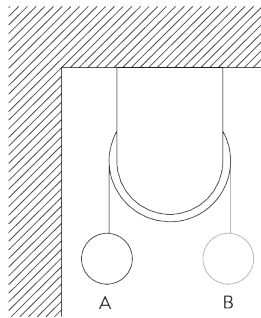
SG 8249
Houder voor zijgeleiding



SG 11182
Zijgeleiderdraadhouder

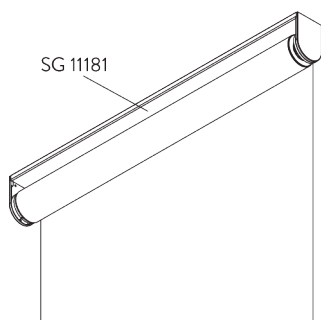
SYSTEEMOPTIES

A. AFROLLEN VAN DE STOF

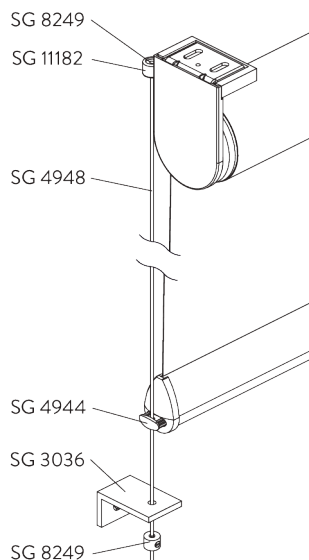


A: Stof raamzijde aflopend (standaard)
B: Stof contrarollend aflopend (optie)

B. BEVESTIGINGS-PROFIEL



C. ZIJGELEIDING



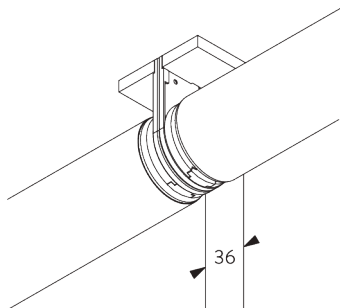
Bijkomende onderdelen:

- 2x SG 3036 Hoeksteun
- 2x SG 4944 Eindstuk verzwaringsstaaf
- 2x SG 4948 Spankabel \varnothing 1.5 mm
- 4x SG 8249 Houder zijgeleiding
- 2x SG 11182 Houder zijgeleiding

Notitie:

- Lichtopening neemt toe bij gebruik van de zijgeleidingsoptie
- Hellingsgraad 15°
- Enkel toepasbaar bij verzwaringsstaaf SG 4903

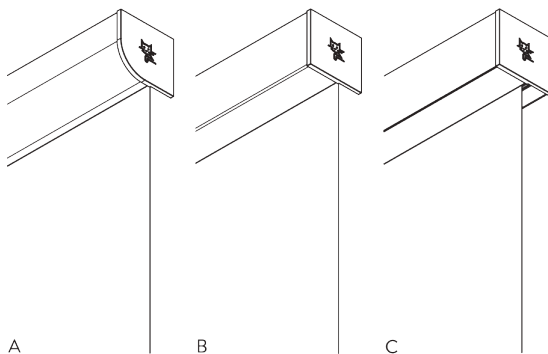
D. 2 GEKOPPELDE SYSTEMEN



Bijkomende onderdelen:

- 1x SG 11175 Clicksteun
- 1x SG 11183 Verbindingsbout
- 2x SG 11184 Afdekstuk voor gekoppeld systemen
- 1x SG 11195 Adapter gekoppeld systemen

E. FASCIA / PROFIEL KOOF



A: Fascia rond

B: Fascia vierkant

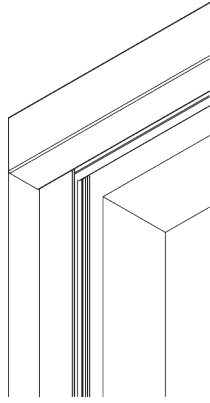
C: Profiel koof

Maten:

- 110 x 110 mm

Notitie:

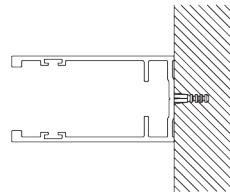
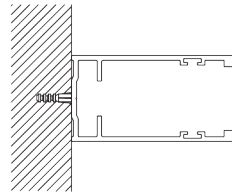
- Enkel toepasbaar bij verzwaringsstaaf SG 10770
- Niet mogelijk met gekoppelde systemen
- Twee systemen met één Fascia mogelijk op aanvraag



Optionele Zijgeleidingsprofiels SG 11542 te gebruiken met Fascia of Profiel koof.

Notitie:

- Alleen toepasbaar met ingewerkte plaatsing
- Profiel koof: alleen inbouwfitting



MOTOREN EN BESTURINGSMOGELIJKHEDEN

A. KENMERKEN

MOTOR

Motoren	50-Series	20-Series	20-Series	10-Series K	5-Series
	SG 11251	SG 10523	SG 10522	SG 10514	SG 10715

Kenmerken					
Soft stop	•	•	•		
Elektronische eindstop	•	•	•		
Electronic revolution counter (unlimited revolution)	•	•	•		
Mechanische eindstop				•	•
Mechanical revolution counter (limited revolution)				•	•
Twee tussenposities mogelijk		•			
Uitlijnen van de verzwaringsstaaf	•				
Geruisloze stop		•	•	•	
Parallelschakeling mogelijk zonder bijkomende relais		•	•		
Plug-in motorkabel	•	•	•		
IP klasse	IP 30	IP 44	IP 44	IP 44	IP 44
Aansturingmogelijkheden					
Netspanningsregeling		•	•	•	•
SG Control L (met ontvanger)		•			
Smart by Silent Gliss	•				
Geschikt voor alle domotica systemen		•	•	•	•

B. INFORMATIE

MOTOR

Motoren	Lichtopening* C / D = bedieningszijde	Min. systeem breedte	Voltage	Ampère	Frequentie	Snelheid	Frequentie ontvanger
50-Series (Smart by Silent Gliss)							
SG 11251	C: 18 mm / D: 26 mm	65 cm	24 V DC	1.5 A	-	32 rpm	-
20-Series							
SG 10522 (standaard)	C: 18 mm / D: 25 mm	65 cm	230 V AC	0.55 A	50 Hz	30 rpm	n/a
SG 10523	C: 18 mm / D: 25 mm	65 cm	230 V AC	0.55 A	50 Hz	30 rpm	868/915 MHz
10-Series K							
SG 10514	C: 18 mm / D: 25 mm	65 cm	230 V AC	0.52 A	50 Hz	30 rpm	-
5-Series							
SG 10715	C: 18 mm / D: 25 mm	65 cm	230 V AC	0.485 A	50-60 Hz	28 rpm	-

*Lichtopening Fascia of Profiel koof: C +3 mm / D +2 mm (20-Series: C +2 mm / D +2 mm)

C. BESTURINGS- MOGELIJKHEDEN

Zie catalogus "controles" voor details.

Wandschakelaar



Systeem kan worden bediend met vaste wandschakelaar.

SG Control L



Diverse draadloze hand- en wandzenders beschikbaar.



Silent Gliss Move App.

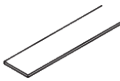
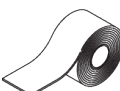
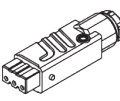




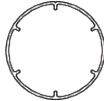
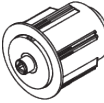


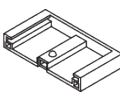


D. AANSLUIT- SCHEMA'S


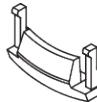

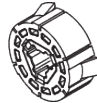


Raadpleeg onze Silent Gliss-website.

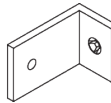
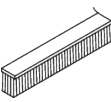

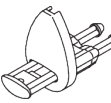


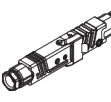
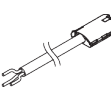

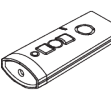
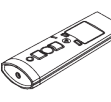
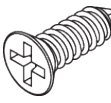


ONDERDELEN

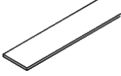
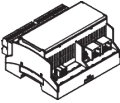


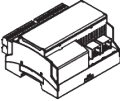

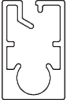
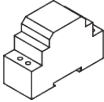


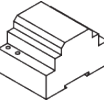
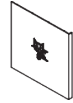

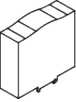



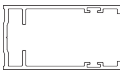

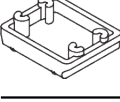




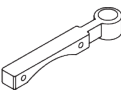
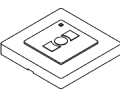
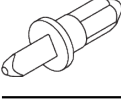



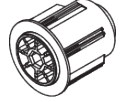



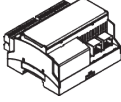

A. STANDAARD ONDERDELEN

	SG 4223 PVC strip 14 mm
	SG 4226 Kleefband 30 mm
	SG 9917 Hirschmann contra stekker
	SG 10284 Ring
	SG 10522 Motor 230V AC, 20-Series S 3/30
	SG 10760 Verzwaringsstaaf
	SG 10761 Eindstuk voor verzwaringsstaaf
	SG 11037 Profiel
	SG 11165 Adapter voor profiel
	SG 11172 Steun
	SG 11173 Afdekstuk voor steun
	SG 11174 Afdekstuk voor schroef
	SG 11175 Clicksteun
	SG 11176 Adapter profiel voor motor

	SG 11177 Steun motor
	SG 11179 Afdekstuk
	SG 11323 Schroef KA35x12
	SG 11358 Motoradapter 10/20-Series

B. OPTIONELE ONDERDELEN

	SG 3036 Steun 47 mm
	SG 4508 Borstel 5x7
	SG 4903 Verzwaringsstaaf
	SG 4944 Eindstuk voor zijgeleiding
	SG 4948 Spankabel ø 1,5 mm
	SG 8249 Houder voor zijgeleiding
	SG 9916 Hirschmann stekkerset
	SG 10293 Aansluitkabel 3, 5 en 10 m optioneel
	SG 10300 Afstandsbediening, 1 kanaal
	SG 10302 Afstandsbediening, 5+1 kanaal
	SG 10303 Afstandsbediening, 10+2+1 kanalen
	SG 10498 Schroef 2.9x9.5
	SG 10514 Motor 230V AC, 10 Series S 3/30 K
	SG 10523 Motor 230V AC, 20-Series S 3/30, radio ontvanger

	SG 10668 PVC strip en kleefband 10 mm		SG 11261 Gateway KNX		SG 11534 Afdekstuk voor koof 110 mm
	SG 10715 Motor 230V AC, 5 Series S 6/28		SG 11262 Uitbreidingseenheid		SG 11537 Afdekstuk voor steun rond links 110 mm
	SG 10770 Verzwaringsstaaf		SG 11263 Voeding 24V DC, 2.5 Ampère DIN rail		SG 11538 Afdekstuk voor steun rond rechts 110 mm
	SG 10771 Eindstuk voor verzwaringsstaaf		SG 11264 Voeding 24V DC, 3.8 Ampère DIN rail		SG 11539 Afdekstuk voor steun vierkant links 110 mm
	SG 10804 Afstandsbediening 15 kanalen		SG 11265 Voeding 24V DC, 5 Ampère DIN rail		SG 11540 Afdekstuk voor steun vierkant rechts 110 mm
	SG 11178 Eindstuk voor verzwaringsstaaf		SG 11266 Voeding 24V DC, 10 Ampère DIN rail		SG 11542 Zijgeleidingsprofiel
	SG 11180 Spanner		SG 11311 Tussenstuk voor steun op bevestigingsprofiel		SG 11544 Steun links 110 mm
	SG 11181 Bevestigingsprofiel		SG 11460 Afdekking voor Hirschmann-stekker		SG 11545 Steun rechts 110 mm
	SG 11182 Zijgeleiderdraadhouder		SG 11480 Wandschakelaar 1 kanaal		
	SG 11183 Verbindingsbout		SG 11490 Wandschakelaar 5+1 kanaal		
	SG 11184 Afdekstuk voor gekoppelde systemen		SG 11530 Bevestigingsprofiel 110 mm		
	SG 11195 Koppelstuk		SG 11531 Fascia rond 110 mm		
	SG 11251 Motor 24V DC, 50-Series S 3/32		SG 11532 Fascia vierkant 110 mm		
	SG 11260 Gateway Cedia		SG 11533 Profiel koof 110 mm		

