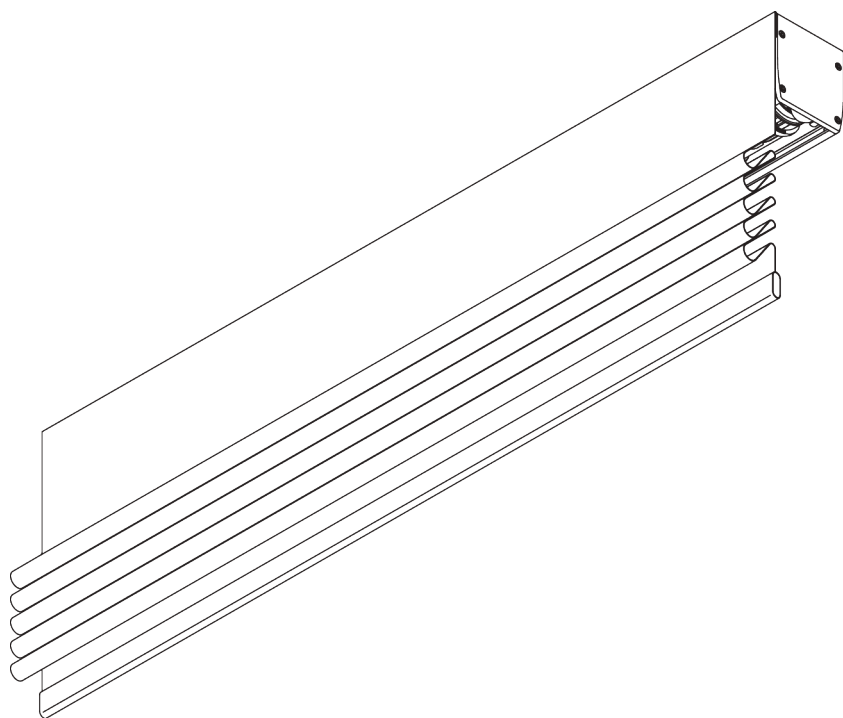


# SG 2350

---



## INFORMATION PRODUIT

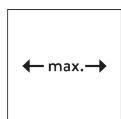
- **Mode de commande:** Motorisé
- **Gamme:** S - L
- **Installation:** Plafond, Murale
- **Couleurs:** Blanc Ral 9016
- **Tissus:** Se référer à la collection tissu Silent Gliss

### **Caractéristiques:**

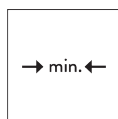
- Moteur rapide et silencieux
- Arrêt souple
- Plusieurs options de contrôle
- Mécanisme avec boîtier

# SPÉCIFICATION SYSTÈME

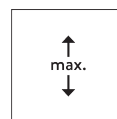
## A. DIMENSIONS SYSTÈME



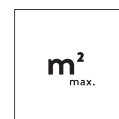
6 m



60 cm



6 m



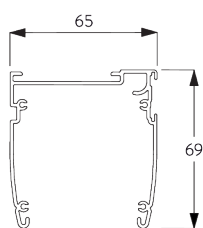
36 m<sup>2</sup>



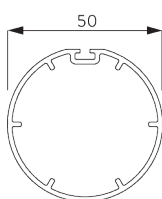
15 kg

## B. PROFIL

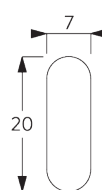
Information profil



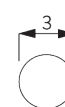
**SG 2351**  
Profil



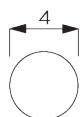
**SG 2352**  
Profil



**SG 2004**  
Barre de lestage 20x7 mm

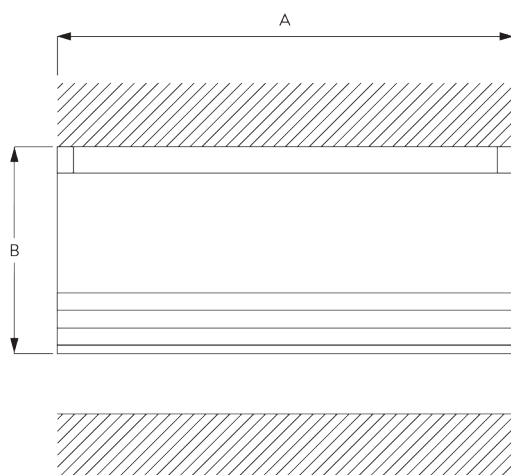


**SG 2135**  
Tige acier gainée ø 3 mm



**SG 2137**  
Tige fibre de verre ø 4 mm

## C. PRISE DE MESURE



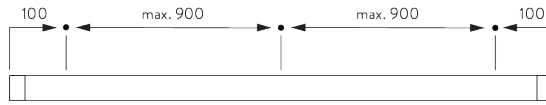
A: Largeur du système  
B: Hauteur du système

# INSTALLATION

## A. INSTRUCTION DE POSE

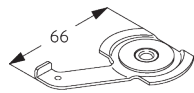
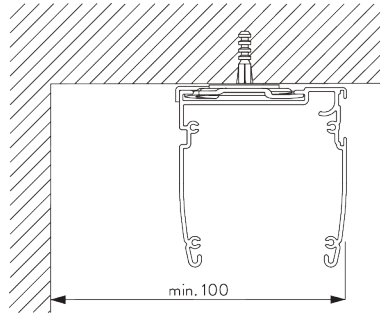
Pour des informations détaillées, se référer au site web  
Silent Gliss.

### Points de fixation



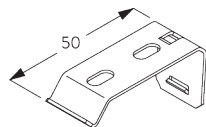
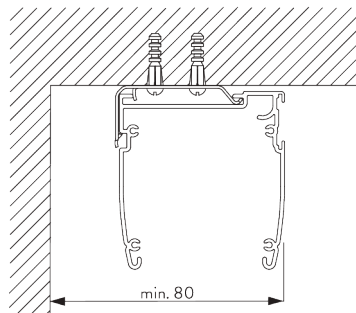
## B. FIXATION PLAFOND

### Bride SG 3003



**SG 3003**  
Bride

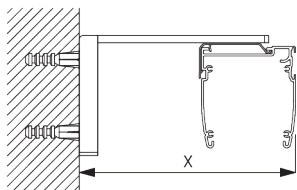
### Support SG 2521



**SG 2521**  
Support plafond

**C. FIXATION**  
**MURALE**

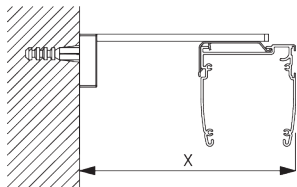
**Smart Fix**



**Smart Fix SG 11200 - SG 11204**

**et support SG 2521:**

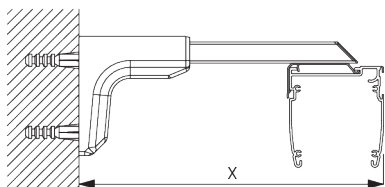
Vis SG 10395 (M4x6) nécessaire.



**Square Smart Fix SG 11210 - SG 11214**

**et support SG 2521:**

Vis SG 10395 (M4x6) nécessaire.

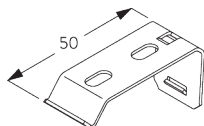


**Universal Smart Fix SG 11154 - SG 11156**

**et support SG 2521:**

Vis SG 10492 (M4x8) nécessaire.

Smart Fix	X mm
SG 11200 / SG 11210	80-84
SG 11201 / SG 11211	100-104
SG 11202 / SG 11212	120-124
SG 11203 / SG 11213	140-144
SG 11204 / SG 11214	170-174
SG 11154	134-162
SG 11155	164-192
SG 11156	214-242



**SG 2521**

Support plafond



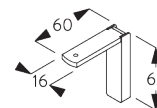
**SG 10395**

Vis M4X6



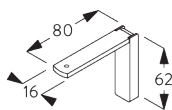
**SG 10492**

Vis M4x8



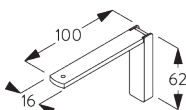
**SG 11200**

Smart Fix 60 mm



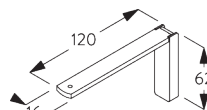
**SG 11201**

Smart Fix 80 mm



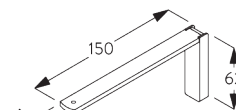
**SG 11202**

Smart Fix 100 mm



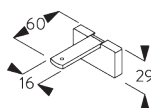
**SG 11203**

Smart Fix 120 mm



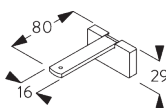
**SG 11204**

Smart Fix 150 mm



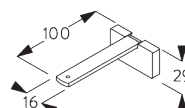
**SG 11210**

Square Smart Fix 60 mm



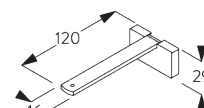
**SG 11211**

Square Smart Fix 80 mm



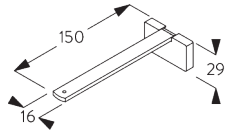
**SG 11212**

Square Smart Fix 100 mm

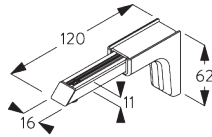


**SG 11213**

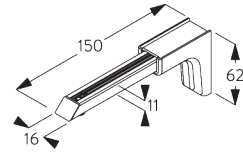
Square Smart Fix 120 mm



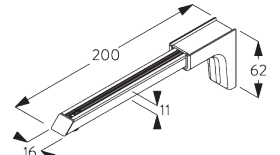
**SG 11214**  
Square Smart Fix 150 mm



**SG 11154**  
Universal Smart Fix 120 mm

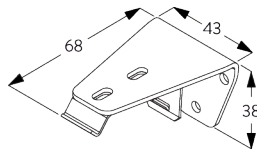
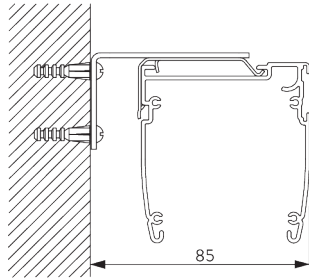


**SG 11155**  
Universal Smart Fix 150 mm



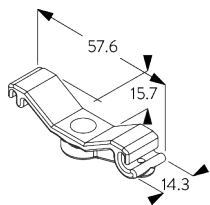
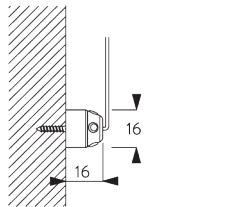
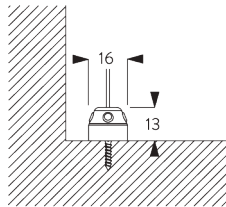
**SG 11156**  
Universal Smart Fix 200 mm

### Support SG 2363

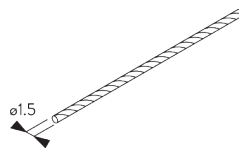


**SG 2363**  
Support 68 mm

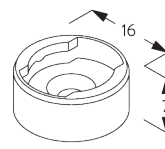
### D. FIXATION AVEC OPTION DE GUIDAGE



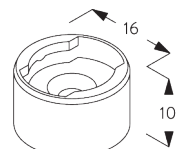
**SG 2362**  
Support de câble



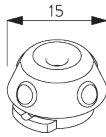
**SG 4948**  
Câble de guidage  $\varnothing$  1.5 mm



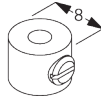
**SG 8235**  
Base basse



**SG 8236**  
Base basse longue



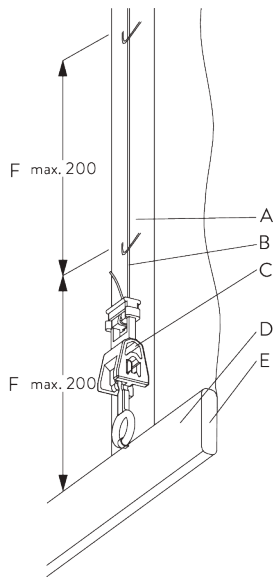
**SG 8237**  
Serre câble



**SG 8249**  
Serre câble

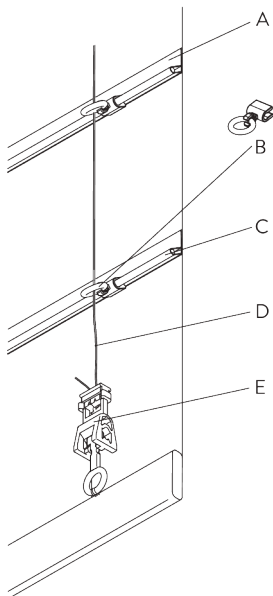
# OPTIONS SYSTÈME

## A. GUIDE CONFECTION



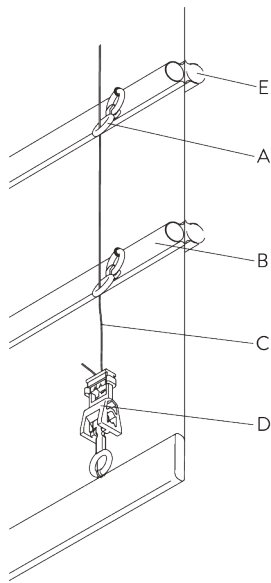
### **Type A (standard)**

- A: Galon SG 3074
- B: Cordon SG 2216
- C: Set crochet sécurité enfant SG 3164
- D: Fourreau barre de charge
- E: Barre de charge SG 2004
- F: Distance maximum du Set clip sécurité enfant: 200 mm



### **Type B (hardfold)**

- A: Fourreau barre de charge
- B: Oeillet sécurité enfant plis rigide SG 3069
- C: Tige SG 2135
- D: Cordon SG 2216
- E: Set Crochet sécurité enfant SG 3164



### Type C (hardfold)

A: Set Oeillet sécurité enfant SG 3161

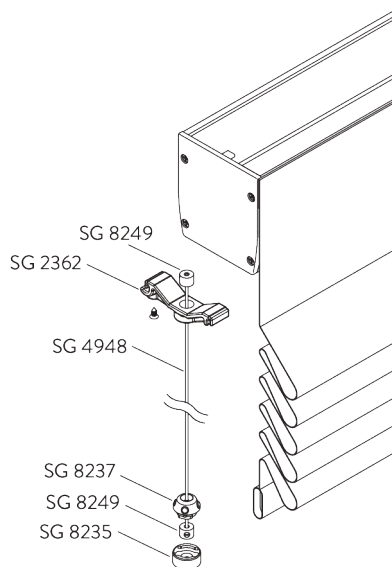
B: Tige SG 2135 / SG 2137

C: Cordon SG 2216

D: Set Crochet sécurité enfant SG 3164

E: Option: Tige SG 2135 / SG 2137 peut être installée coté intérieur pièce

## B. GUIDAGE



Accessoires complémentaires :

- 2x SG 2362 Support de câble
- 2x SG 4948 Câble de guidage  $\varnothing$  1.5 mm
- 2x SG 8235 Pièce d'accroche câble basse
- 2x SG 8237 Serre câble
- 2x SG 8249 Serre câble

Note:

- Guidage sur pente maxi de 15°

# MOTEURS ET CONTRÔLES

## A. CARACTÉRISTIQUES MOTEUR

Moteurs	Série 50	Série 20	Série 20	Série 10 K	Série 5
	SG 11251 SG 11252	SG 10323 SG 10523	SG 10322 SG 10522	SG 10514	SG 10715

### Caractéristiques moteurs

Fin de course souple	•	•	•		
Fin de course électronique	•	•	•		
Compteur électronique de révolution moteurs (illimité)	•	•	•		
Fin de course mécanique				•	•
Compteur mécanique de révolution moteurs (limité)				•	•
Deux fins de course intermédiaires possibles		•			
Barre de lestage alignement	•				
Arrêt moteur silencieux		•	•	•	
Branchement en parallèle possible sans relais		•	•		
Fiche de raccord moteur démontable	•	•	•		
Classe IP	IP 30	IP 44	IP 44	IP 44	IP 44

### Caractéristiques de contrôle

Contrôle moteur via l'alimentation principale		•	•	•	•
SG Control L (récepteur radio intégré)		•			
Smart by Silent Gliss	•				
Compatible avec les systèmes automates classiques (avec l'interface adéquate)		•	•	•	•

## B. SPÉCIFICATIONS MOTEUR

Voir le site Web pour le schéma de câblage.

Moteurs	Poids maximum	Largeur mini système	Voltage	Ampérage	Fréquence	Vitesse	Fréquence récepteur
<b>Série 50 (Smart by Silent Gliss)</b>							
SG 11251	7.5 kg	60 cm	24 V DC	1.5 A	-	32 rpm	-
SG 11252	15 kg	60 cm	24 V DC	2.1 A	-	20 rpm	-
<b>Série 20</b>							
SG 10322 (Standard)	15 kg	60 cm	230 V AC	0.73 A	50 Hz	30 rpm	-
SG 10323	15 kg	60 cm	230 V AC	0.73 A	50 Hz	30 rpm	868/915 MHz
SG 10522	7.5 kg	60 cm	230 V AC	0.55 A	50 Hz	30 rpm	-
SG 10523	7.5 kg	60 cm	230 V AC	0.55 A	50 Hz	30 rpm	868/915 MHz
<b>Série 10 K</b>							
SG 10514	7.5 kg	60 cm	230 V AC	0.52 A	50 Hz	30 rpm	-
<b>Série 5</b>							
SG 10715	15 kg	60 cm	230 V AC	0.485 A	50-60 Hz	28 rpm	-

## C. MODE DE COMMANDE

Voir le catalogue "Contrôles" pour des détails.



**Inverseur mural**



*Le système peut être commandé par un inverseur fixe mural.*

**SG Control L**



*Plusieurs télécommandes manuelles et murales disponibles.*



*Silent Gliss Move App.*

**Smart by Silent Gliss**



*Système de communication bidirectionnel de conception ouverte qui permet d'intégrer parfaitement les produits à la plupart des principaux systèmes de contrôle domestique.*




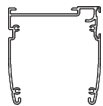
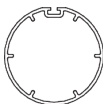



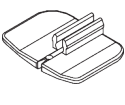

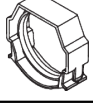

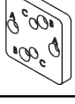
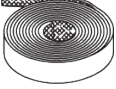
**D. PLANS DE  
BRANCHEMENT**

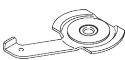
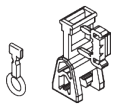
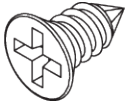





*Se référer au site Silent Gliss.*

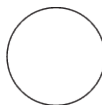
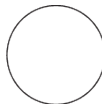
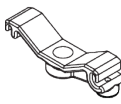

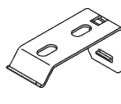
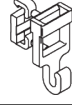

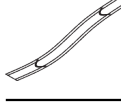
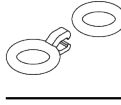
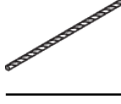


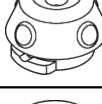

# ACCESSOIRES


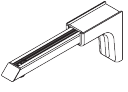

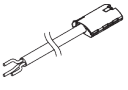
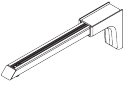

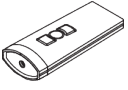
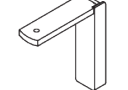
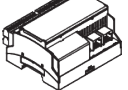

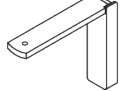
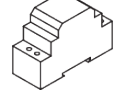
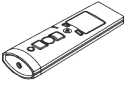
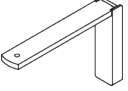
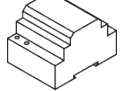

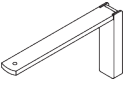
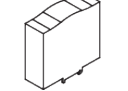

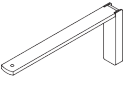
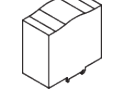

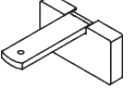


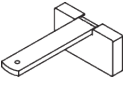
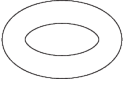
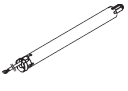
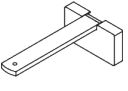


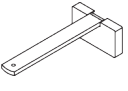

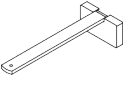
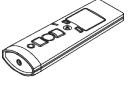

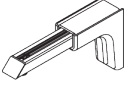

## A. ACCESSOIRES STANDARDS

	<b>SG 2004</b> Barre de lestage 20x7 mm
	<b>SG 2216</b> Corde ø 0.85 mm
	<b>SG 2221</b> Velcro pvc
	<b>SG 2351</b> Profil
	<b>SG 2352</b> Profil
	<b>SG 2353</b> Embout
	<b>SG 2354</b> Embout
	<b>SG 2355</b> Support moteur
	<b>SG 2357</b> Clip pour cordon
	<b>SG 2358</b> Coquille
	<b>SG 2359</b> Support
	<b>SG 2361</b> Poulie
	<b>SG 2368</b> Platine adaptateur moteur
	<b>SG 2539</b> Astrakan

	<b>SG 3003</b> Bride
	<b>SG 3164</b> Crochet sécurité enfant
	<b>SG 10139</b> Vis 2.9x6.5
	<b>SG 10284</b> Anneau
	<b>SG 10522</b> Moteur 230V AC, série 20 S 3/30
	<b>SG 11324</b> Vis KA35x14

## B. ACCESSOIRES EN OPTION

	<b>SG 2135</b> Tige acier gainée ø 3 mm
	<b>SG 2137</b> Tige fibre de verre ø 4 mm
	<b>SG 2362</b> Support de câble
	<b>SG 2363</b> Support 68 mm
	<b>SG 2521</b> Support plafond
	<b>SG 3055</b> Arrêt bande
	<b>SG 3069</b> Oeillet Sécurité Enfant
	<b>SG 3074</b> Galon
	<b>SG 3161</b> Set Oeillet sécurité enfant
	<b>SG 4948</b> Câble de guidage ø 1.5 mm
	<b>SG 8235</b> Base basse
	<b>SG 8236</b> Base basse longue
	<b>SG 8237</b> Serre câble
	<b>SG 8249</b> Serre câble

	<b>SG 9916</b> Hirschmann Kit d'accouplement		<b>SG 1155</b> Universal Smart Fix 150 mm		<b>SG 11260</b> Gateway Cedia
	<b>SG 10293</b> Câble de branchement moteur - 3, 5 et 10 m en option		<b>SG 1156</b> Universal Smart Fix 200 mm		<b>SG 11261</b> Gateway KNX
	<b>SG 10300</b> Télécommande radio 1 canal		<b>SG 11200</b> Smart Fix 60 mm		<b>SG 11262</b> Module d'extension
	<b>SG 10302</b> Télécommande radio 5 canaux + 1 générale		<b>SG 11201</b> Smart Fix 80 mm		<b>SG 11263</b> Alimentation 24V DC, 2.5A Rail DIN
	<b>SG 10303</b> Télécommande radio 10 canaux 2 sous groupes 1 générale		<b>SG 11202</b> Smart Fix 100 mm		<b>SG 11264</b> Alimentation 24V DC, 3.8A Rail DIN
	<b>SG 10322</b> Moteur 230V AC, série 20, S 5/30		<b>SG 11203</b> Smart Fix 120 mm		<b>SG 11265</b> Alimentation 24V DC, 5A Rail DIN
	<b>SG 10323</b> Moteur 230V AC, série 20 S 5/30, récepteur radio		<b>SG 11204</b> Smart Fix 150 mm		<b>SG 11266</b> Alimentation 24V DC, 10A Rail DIN
	<b>SG 10395</b> Vis M4X6		<b>SG 11210</b> Square Smart Fix 60 mm		<b>SG 11480</b> Télécommande radio murale 1 canal
	<b>SG 10492</b> Vis M4x8		<b>SG 11211</b> Square Smart Fix 80 mm		<b>SG 11482</b> Anneau
	<b>SG 10514</b> Moteur 230V AC, série 10 S 3/30 K		<b>SG 11212</b> Square Smart Fix 100 mm		<b>SG 11490</b> Télécommande radio murale 5+1 canaux
	<b>SG 10523</b> Moteur 230V AC, série 20 S 3/30, récepteur radio		<b>SG 11213</b> Square Smart Fix 120 mm		
	<b>SG 10715</b> Moteur 230V AC, série 5 S 6/28		<b>SG 11214</b> Square Smart Fix 150 mm		
	<b>SG 10804</b> Télécommande radio 15 canaux + 5 canaux + 1 Groupé		<b>SG 11251</b> Moteur 24V DC, 50-Series S 3/32		
	<b>SG 11154</b> Universal Smart Fix 120 mm		<b>SG 11252</b> Moteur 24V DC, 50-Series S 6/20		

