


# STORES VÉNITIENS



# INFORMATIONS GÉNÉRALES

## **Dimensions**

- Mesures en mm sauf indication contraire.






## **Installation**

- Installation par poseur qualifié.
- Nombre de supports et points de fixation dépendent de la surface de pose, du poids de système, type de lamelle, des vis utilisées et des obstacles.
- Les poseurs doivent utiliser les fixations appropriées à chaque situation.
- La lèvre du profil si elle existe doit être installée vers l'intérieur pièce.
- Les installations électriques doivent être menées en respectant les plans de branchement Silent Gliss.
- Vérifiez l'espace pour les câbles et les fiches!

## **Sécurité enfant**

- Tous les systèmes Silent Gliss concernés répondent à la norme sécurité EN 13120.
- Tous les intervenants doivent être en conformité avec la norme EN 13120.

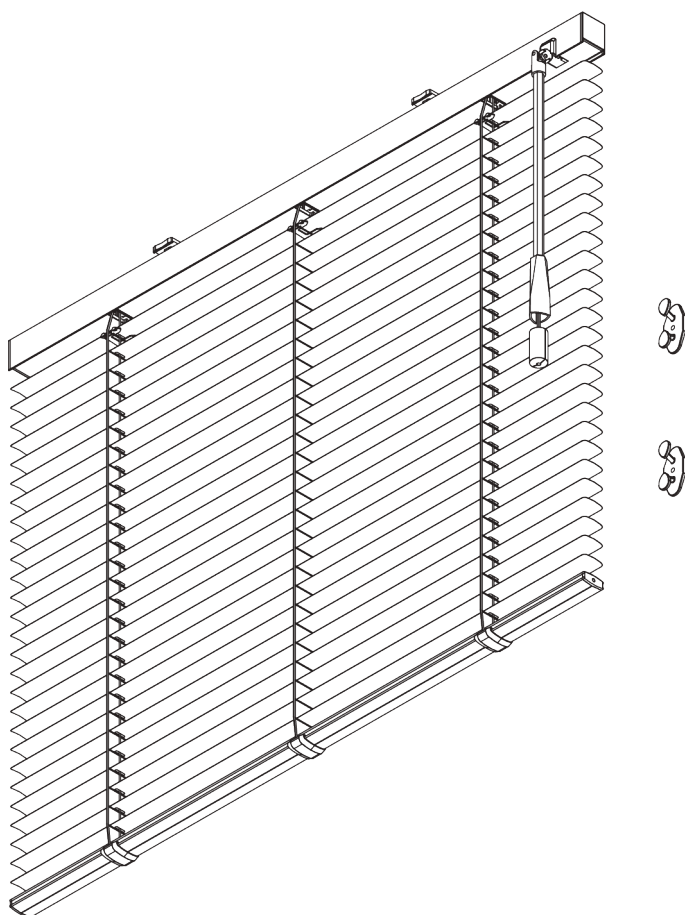

# GUIDE D'UTILISATION

<u>PAGE</u>	<u>SYSTÈME</u>	<u>MODE DE COMMANDE</u>	<u>DIMENSION</u>	← max. →	↑ max. ↓
5	<b>SG 8110</b>		S - M	3 m	3 m
13	<b>SG 8300</b>		S - M	3 m	3 m
21	<b>SG 8910</b>		L	3.6 m	3.6 m
27	<b>SG 8250</b>		S - M	3 m	3.4 m
37	<b>SG 8960</b>		L	3.6 m	3.6 m



# SG 8110

---



## INFORMATION PRODUIT

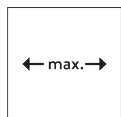
- **Mode de commande:** Par tige
- **Gamme:** S - M
- **Installation:** Plafond, Murale
- **Couleurs:** Se référer au nuancier de lames Silent Gliss

### **Caractéristiques:**

- Optimisation de la luminosité
- Rotation facile des lames à l'aide du stick manuel
- Stick manuel multifonction
- Largeur de lames : 25 mm (standard), 16 mm
- Contrôle intimité: recouvrement des lames

# SPÉCIFICATION SYSTÈME

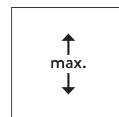
## A. DIMENSIONS SYSTÈME



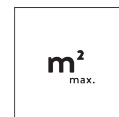
25 mm lames: 3 m  
16 mm lames: 2.5 m



28 cm

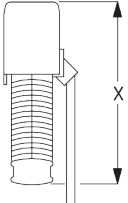



25 mm lames: 3 m  
16 mm lames: 2.5 m



25 mm lames: 7 m<sup>2</sup>  
16 mm lames: 5 m<sup>2</sup>

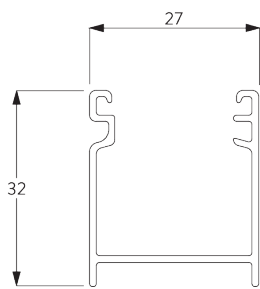
## Hauteur paquet

 mm							
		50	100	150	200	250	300
25 mm (PC)	X	7	9	11	13	15	17
16 mm	X	7	9	11	13	15	

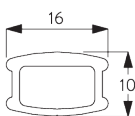
(cm)

## B. PROFIL

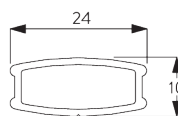
### Information profil



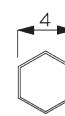
**SG 10037**  
Profil



**SG 8003**  
Profil 16 mm

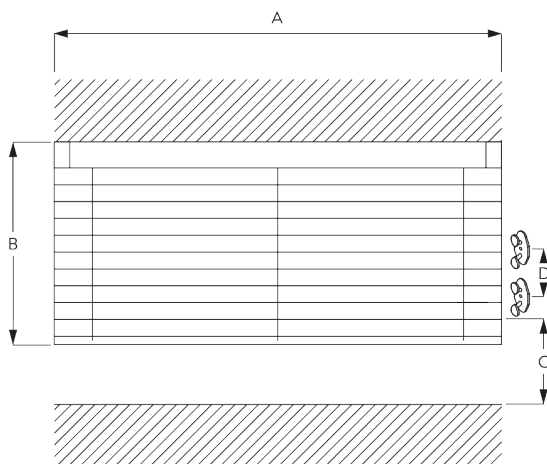


**SG 8004**  
Profil 24 mm



**SG 8120**  
Profil hexagonal

## C. PRISE DE MESURE



A: Largeur du système

B: Hauteur du système

C: Sécurité SG 10742 à 150 cm minimum du sol

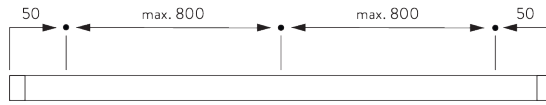
D: 7 - 35 cm selon la hauteur du système

# INSTALLATION

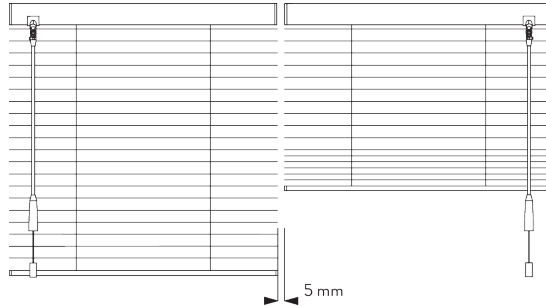
## A. INSTRUCTION DE POSE

Pour des informations détaillées, se référer au site web Silent Gliss.

### Points de fixation



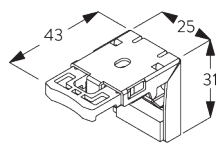
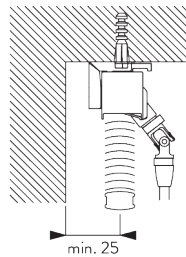
### Installation juxtaposée



Distance minimale: 5 mm

## B. FIXATION PLAFOND

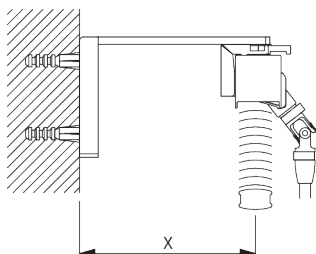
### Support SG 10101



**SG 10101**  
Support

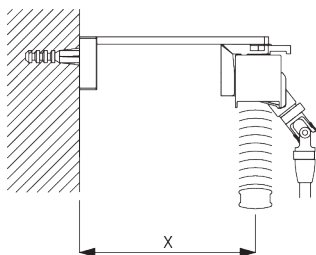
**C. FIXATION**  
**MURALE**

**Smart Fix**



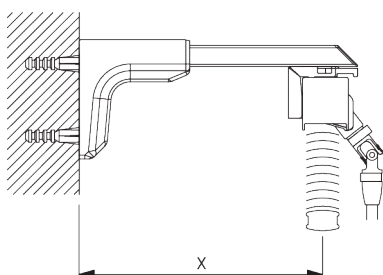
**Smart Fix SG 11200 - SG 11201**  
**et support SG 10101:**

Vis SG 10395 (M4x6) nécessaire.



**Square Smart Fix SG 11210 - SG 11211**  
**et support SG 10101:**

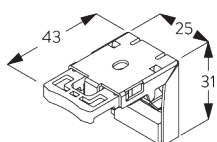
Vis SG 10395 (M4x6) nécessaire.



**Universal Smart Fix SG 11154 - SG 11156**  
**et support SG 10101:**

Vis SG 10407 (M4x10) nécessaire.

Smart Fix	X mm
SG 11200 / SG 11210	57-59
SG 11201 / SG 11211	77-79
SG 11154	107-135
SG 11155	137-165
SG 11156	187-215



**SG 10101**

Support



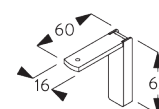
**SG 10395**

Vis M4X6



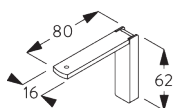
**SG 10407**

Vis M4X10



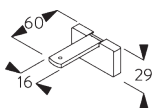
**SG 11200**

Smart Fix 60 mm



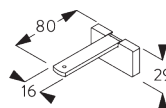
**SG 11201**

Smart Fix 80 mm



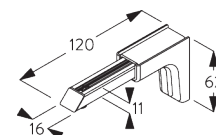
**SG 11210**

Square Smart Fix 60 mm



**SG 11211**

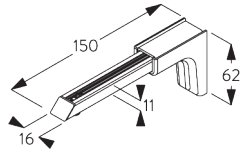
Square Smart Fix 80 mm



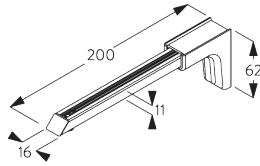
**SG 11154**

Universal Smart Fix 120 mm



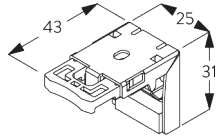
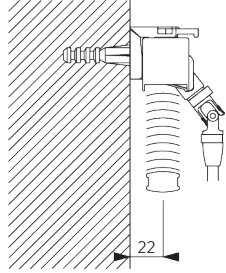


**SG 11155**  
Universal Smart Fix 150 mm



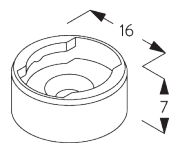
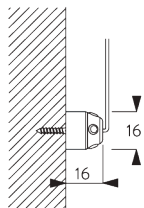
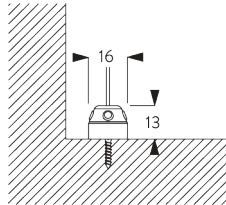
**SG 11156**  
Universal Smart Fix 200 mm

**Support SG 10101**

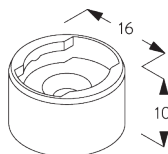


**SG 10101**  
Support

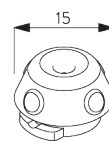
**D. FIXATION AVEC  
OPTION DE  
GUIDAGE**



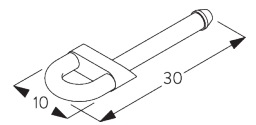
**SG 8235**  
Base basse



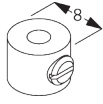
**SG 8236**  
Base basse longue



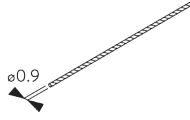
**SG 8237**  
Serre câble



**SG 8241**  
Oeillet



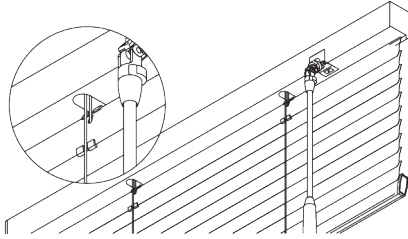
**SG 8249**  
Serre câble



**SG 10120**  
Câble de guidage ø 0.9 mm

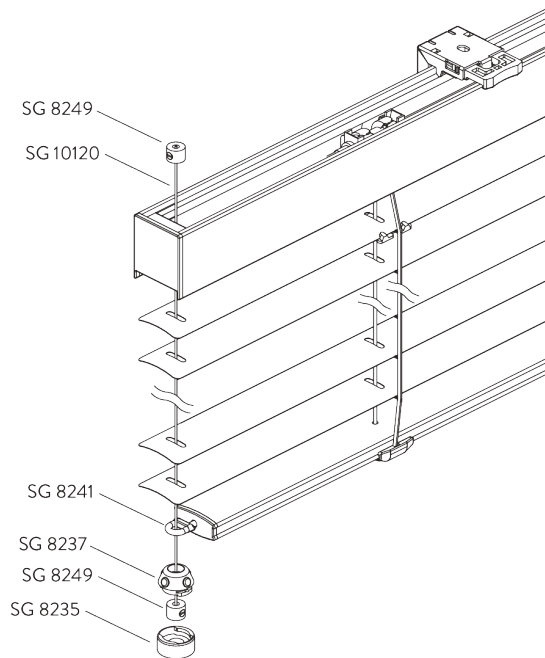
# OPTIONS SYSTÈME

## A. CONTRÔLE INTIMITÉ



Evite le passage de lumière une fois les lames fermée par recouvrement de celles-ci.  
Pour lames de 25 mm uniquement. Incompatible avec l'option guidage.

## B. GUIDAGE



Accessoires complémentaires:



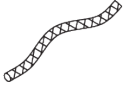


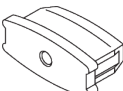
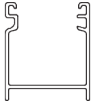
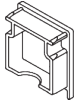
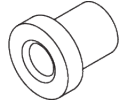
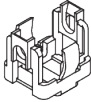
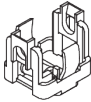
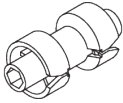
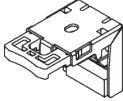
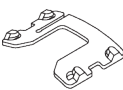
- 2x SG 8235 Base basse de guidage
- 2x SG 8237 Support de câble basse
- 2x SG 8241 Oeillet passage câble
- 4x SG 8249 Serre câble
- 2x SG 10120 Câble de guidage ø 0.9 mm

Note:

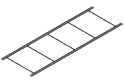
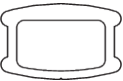


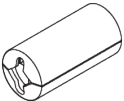


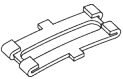

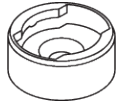
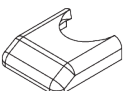

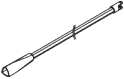
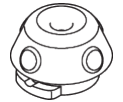
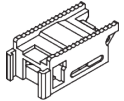
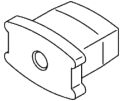
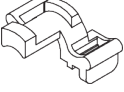
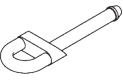
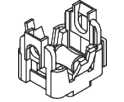
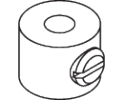
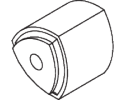
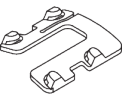
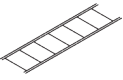
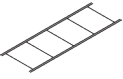

- Jusqu'à 15° d'inclinaison


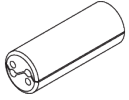
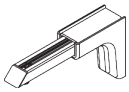
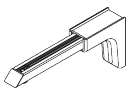
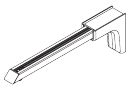
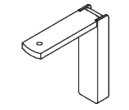
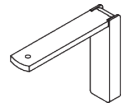
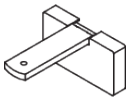
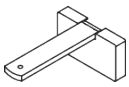

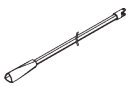
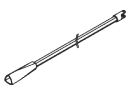
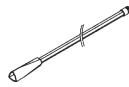
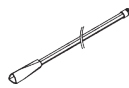
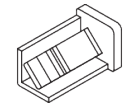
# ACCESSOIRES

## A. ACCESSOIRES STANDARDS

	<b>SG 8004</b> Profil 24 mm
	<b>SG 8007</b> Lame 25 mm
	<b>SG 8011</b> Cordon ø 1.2 mm
	<b>SG 8013</b> Clip du bas 25 mm
	<b>SG 8120</b> Profil hexagonal
	<b>SG 8239</b> Embout 25 mm
	<b>SG 10037</b> Profil
	<b>SG 10077</b> Embout 25 mm
	<b>SG 10081</b> Arrêt d'axe
	<b>SG 10086</b> Support sans poulie
	<b>SG 10087</b> Support avec poulie
	<b>SG 10088</b> Tilter
	<b>SG 10101</b> Support
	<b>SG 10104</b> Clip de lames 25 mm

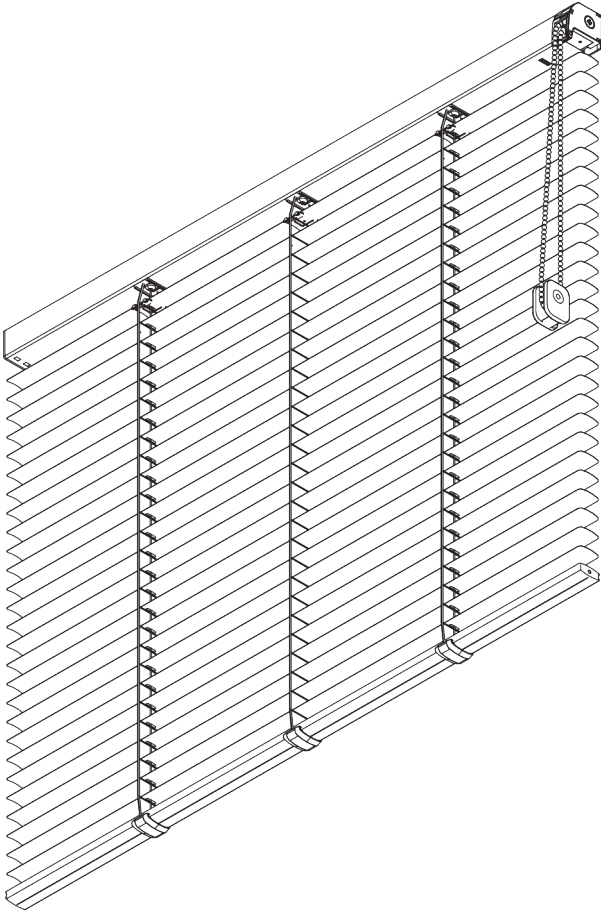

## B. ACCESSOIRES EN OPTION

	<b>SG 10117</b> Echelle de corde 25 mm		<b>SG 8003</b> Profil 16 mm
	<b>SG 10742</b> Cabestan (x 2)		<b>SG 8006</b> Lame 16 mm
	<b>SG 10748</b> Connecteur sécurité		<b>SG 8012</b> Clip du bas 16 mm
	<b>SG 10898</b> Rondelle		<b>SG 8109</b> Clip de lames 25 mm
	<b>SG 11491</b> Boîte de renvoi		<b>SG 8235</b> Base basse
	<b>SG 11492</b> Cache boîte de renvoi		<b>SG 8236</b> Base basse longue
	<b>SG 11496</b> Set Commande 680 mm		<b>SG 8237</b> Serre câble
	<b>SG 11509</b> Verrouillage du cordon		<b>SG 8238</b> Embout 16 mm
	<b>SG 11510</b> Cache pour bloqueur de corde		<b>SG 8241</b> Oeillet
	<b>SG 11511</b> Support avec poulie		<b>SG 8249</b> Serre câble
	<b>SG 11512</b> Pièce de sortie de corde		<b>SG 10109</b> Clip de lame 16 mm
			<b>SG 10116</b> Echelle de corde 16 mm
			<b>SG 10118</b> Echelle de corde 25 mm option Privacy
			<b>SG 10120</b> Câble de guidage ø 0.9 mm

**SG 10395***Vis M4X6***SG 10407***Vis M4X10***SG 10745***Connecteur sécurité***SG 11154***Universal Smart Fix 120 mm***SG 11155***Universal Smart Fix 150 mm***SG 11156***Universal Smart Fix 200 mm***SG 11200***Smart Fix 60 mm***SG 11201***Smart Fix 80 mm***SG 11210***Square Smart Fix 60 mm***SG 11211***Square Smart Fix 80 mm***SG 11494***Set Commande 320 mm***SG 11495***Set Commande 480 mm***SG 11497***Set Commande 880 mm***SG 11498***Set Commande 1080 mm***SG 11499***Set Commande 1280 mm***SG 11501***Extension 900 mm***SG 11505***Set Commande pour extension 580 mm***SG 11506***Set Commande pour extension 780 mm***SG 11516***Pièce de blocage*

# SG 8300

---



## INFORMATION PRODUIT

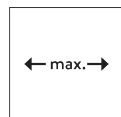
- **Mode de commande:** Chaînette
- **Gamme:** S - M
- **Installation:** Plafond, Murale
- **Couleurs:** Se référer au nuancier de lames Silent Gliss

### **Caractéristiques:**

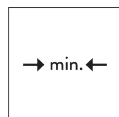
- Optimisation de la luminosité
- Monocommande
- Chaînette inox
- Largeur de lames : 25 mm (standard), 16 mm

# SPÉCIFICATION SYSTÈME

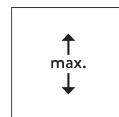
## A. DIMENSIONS SYSTÈME



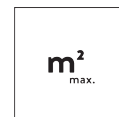
3 m



50 cm



3 m



4.5 m<sup>2</sup>

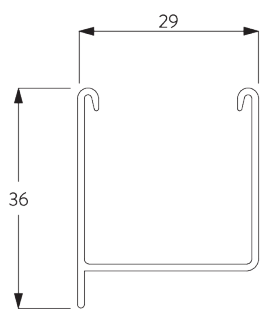
## Hauteur paquet

		50	100	150	200	250	300
16 / 25 mm	X	7	9	11	13	15	17

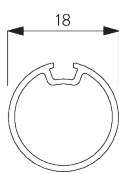
(cm)

## B. PROFIL

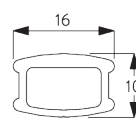
### Information profil



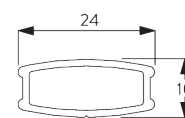
**SG 8301**  
Profil



**SG 8214**  
Profil d'entraînement ø 18 mm

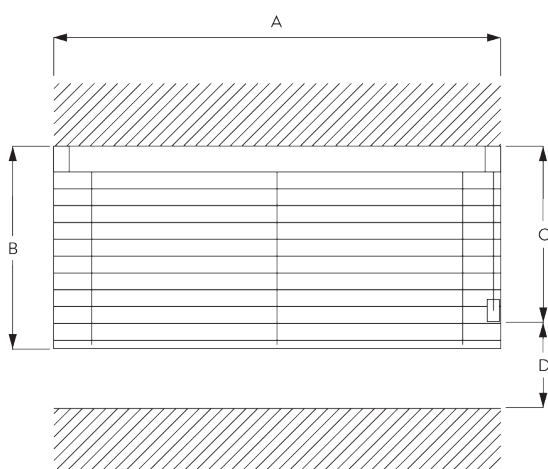


**SG 8003**  
Profil 16 mm



**SG 8004**  
Profil 24 mm

## C. PRISE DE MESURE



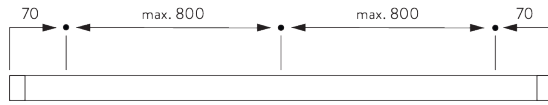
A: Largeur du système  
 B: Hauteur du système  
 C: Hauteur chaînette  
 D: Poulie sécurité enfant SG 10731 à 150 cm minimum du sol

# INSTALLATION

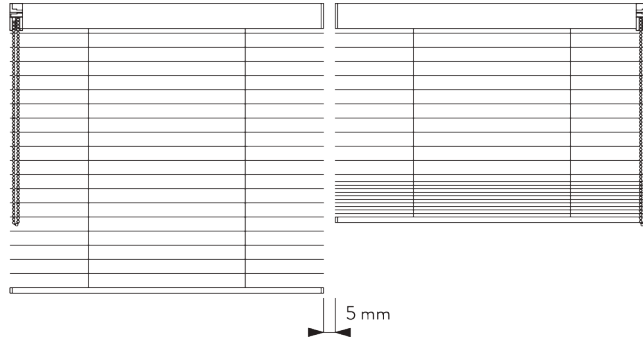
## A. INSTRUCTION DE POSE

Pour des informations détaillées, se référer au site web Silent Gliss.

### Points de fixation



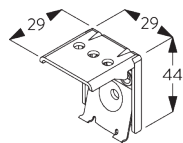
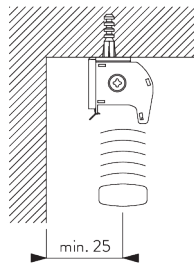
### Installation juxtaposée



Distance minimale: 5 mm

## B. FIXATION PLAFOND

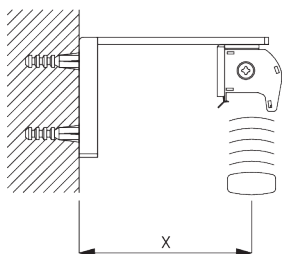
### Support SG 8302



SG 8302  
Support

## C. FIXATION MURALE

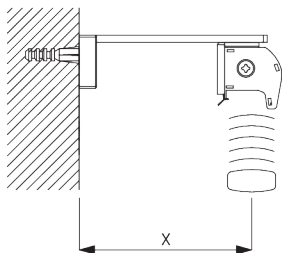
### Smart Fix



#### Smart Fix SG 11200 - SG 11201

et support SG 8302:

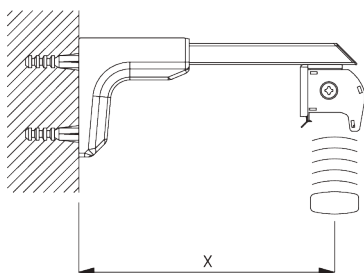
Vis SG 10395 (M4x6) nécessaire.



#### Square Smart Fix SG 11210 - SG 11211

et support SG 8302:

Vis SG 10395 (M4x6) nécessaire.

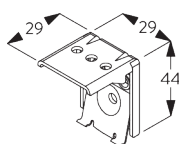


#### Universal Smart Fix SG 11154 - SG 11156

et support SG 8302:

Vis SG 10407 (M4x10) nécessaire.

Smart Fix	X mm
SG 11200 / SG 11210	59
SG 11201 / SG 11211	79
SG 11154	109-137
SG 11155	139-167
SG 11156	189-217



**SG 8302**

Support



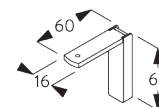
**SG 10395**

Vis M4X6



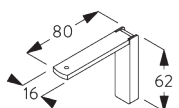
**SG 10407**

Vis M4X10



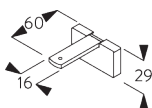
**SG 11200**

Smart Fix 60 mm



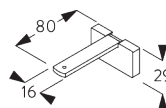
**SG 11201**

Smart Fix 80 mm



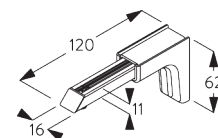
**SG 11210**

Square Smart Fix 60 mm



**SG 11211**

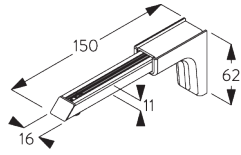
Square Smart Fix 80 mm



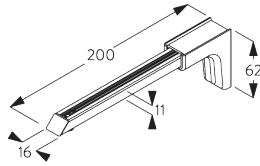
**SG 11154**

Universal Smart Fix 120 mm



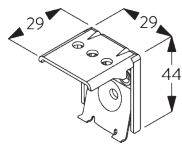
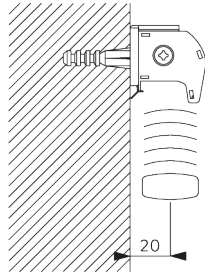


**SG 11155**  
Universal Smart Fix 150 mm



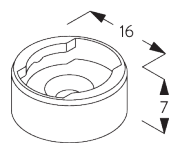
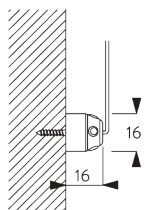
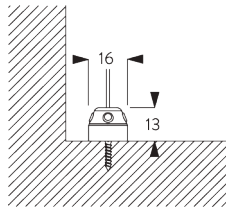
**SG 11156**  
Universal Smart Fix 200 mm

**Support SG 8302**

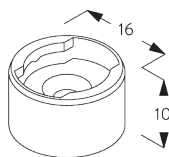


**SG 8302**  
Support

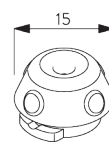
**D. FIXATION AVEC  
OPTION DE  
GUIDAGE**



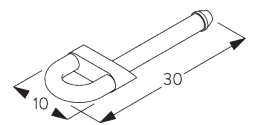
**SG 8235**  
Base basse



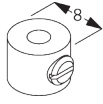
**SG 8236**  
Base basse longue



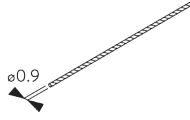
**SG 8237**  
Serre câble



**SG 8241**  
Oeillet



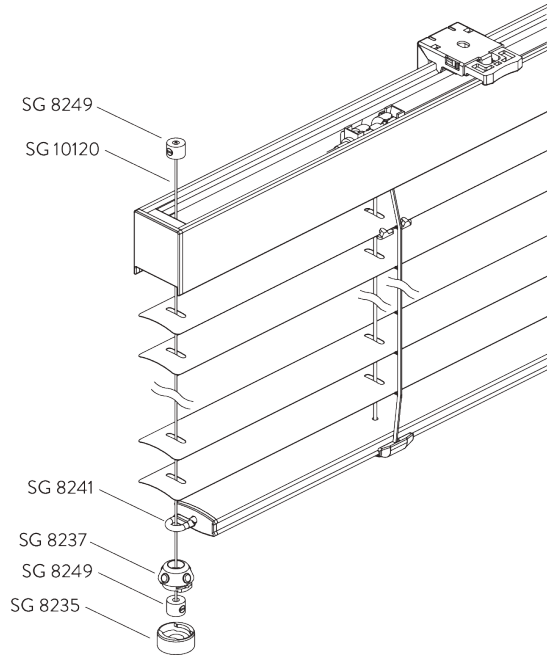
**SG 8249**  
Serre câble



**SG 10120**  
Câble de guidage  $\varnothing$  0.9 mm

# OPTIONS SYSTÈME

## A. GUIDAGE



### Accessoires complémentaires:



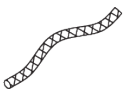


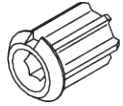


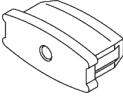
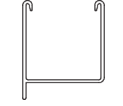
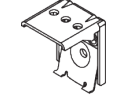
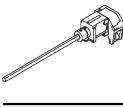
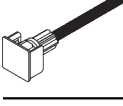
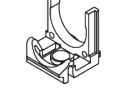
- 2x SG 8235 Base basse de guidage
- 2x SG 8237 Support de câble basse
- 2x SG 8241 Oeillet passage câble
- 4x SG 8249 Serre câble
- 2x SG 10120 Câble de guidage  $\varnothing$  0.9 mm

### Note:





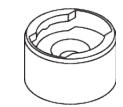
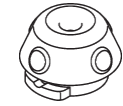
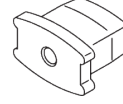


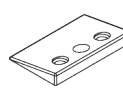
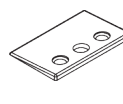
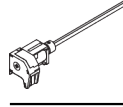
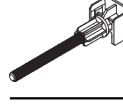
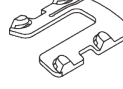
- Jusqu'à 15° d'inclinaison

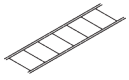
# ACCESSOIRES

## A. ACCESSOIRES STANDARDS

	<b>SG 8004</b> Profil 24 mm
	<b>SG 8007</b> Lame 25 mm
	<b>SG 8011</b> Cordon ø 1.2 mm
	<b>SG 8013</b> Clip du bas 25 mm
	<b>SG 8214</b> Profil d'entraînement ø 18 mm
	<b>SG 8215</b> Adaptateur
	<b>SG 8222</b> Anneau
	<b>SG 8224</b> Clip pour poulie
	<b>SG 8239</b> Embout 25 mm
	<b>SG 8301</b> Profil
	<b>SG 8302</b> Support
	<b>SG 8305</b> Entraîneur chaînette droite
	<b>SG 8317</b> Vis de fin de course gauche
	<b>SG 8321</b> Support

## B. ACCESSOIRES EN OPTION

	<b>SG 8003</b> Profil 16 mm
	<b>SG 8006</b> Lame 16 mm
	<b>SG 8012</b> Clip du bas 16 mm
	<b>SG 8235</b> Base basse
	<b>SG 8236</b> Base basse longue
	<b>SG 8237</b> Serre câble
	<b>SG 8238</b> Embout 16 mm
	<b>SG 8241</b> Oeuillet
	<b>SG 8249</b> Serre câble
	<b>SG 8262</b> Espaceur 10°
	<b>SG 8263</b> Espaceur 4°
	<b>SG 8306</b> Entraîneur chaînette gauche
	<b>SG 8316</b> Vis de fin de course droite
	<b>SG 10109</b> Clip de lame 16 mm



**SG 10116**

Echelle de corde 16 mm




**SG 10120**

Câble de guidage ø 0.9 mm



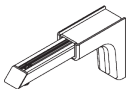
**SG 10395**

Vis M4X6



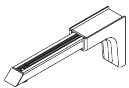
**SG 10407**

Vis M4X10



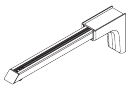
**SG 11154**

Universal Smart Fix 120 mm



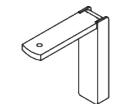
**SG 11155**

Universal Smart Fix 150 mm



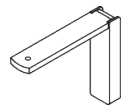
**SG 11156**

Universal Smart Fix 200 mm



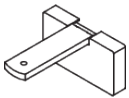
**SG 11200**

Smart Fix 60 mm



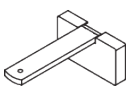
**SG 11201**

Smart Fix 80 mm



**SG 11210**

Square Smart Fix 60 mm

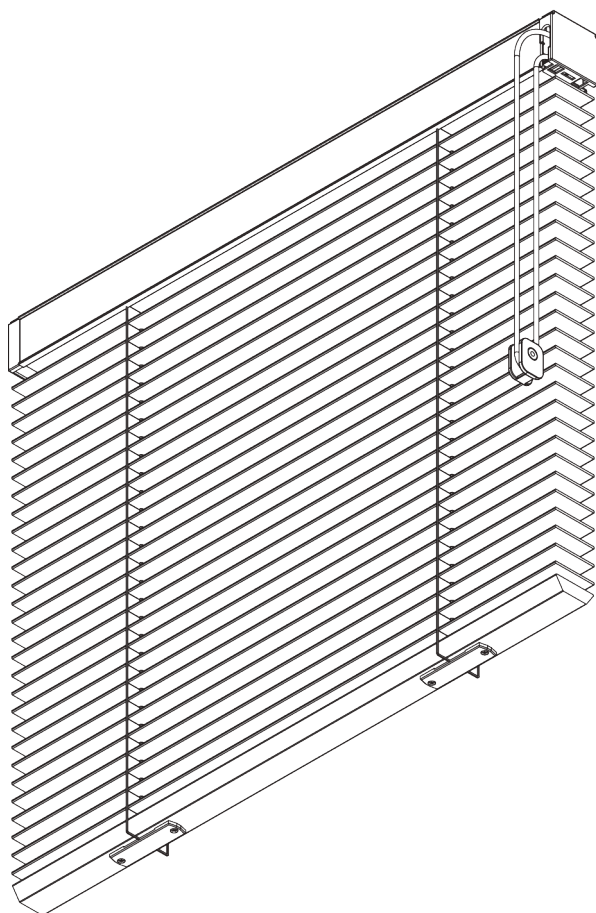



**SG 11211**

Square Smart Fix 80 mm

# SG 8910

---



## INFORMATION PRODUIT

- **Mode de commande:** Cordon
- **Gamme:** L
- **Installation:** Plafond, Murale
- **Couleurs:** Se référer au nuancier de lames Silent Gliss

### **Caractéristiques:**

- Optimisation de la luminosité
- **Regulateur de vitesse:** descente semi-automatique des lames
- Lames Bois, Aluminium et Cuir
- Largeur de lames: 50 mm
- Lame cache boîtier
- Soit un cordon d'échelle ou un ruban en tissu décoratif

# SPÉCIFICATION SYSTÈME

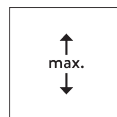
## A. DIMENSIONS SYSTÈME



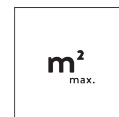
Bois / Cuir: 2.4 m  
Aluminium: 3.6 m



65 cm



Bois / Cuir: 2.75 m  
Aluminium: 3.6 m



Bois / Cuir: 4.6 m<sup>2</sup>  
Aluminium: 10 m<sup>2</sup>

## Hauteur paquet

Note : la dimension du paquet sera plus important avec l'option galon

Bois

			60	90	120	150	180	210	240	275
			50 mm	X	12	15	17	20	22	25

(cm)

Cuir

			60	90	120	150	180	210	240	275
			50 mm	X	14	16	18	20	22	24

(cm)

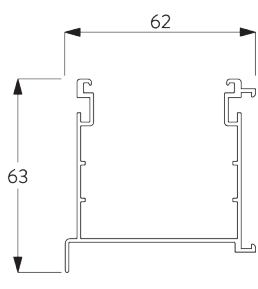
Aluminium

			100	200	300	360
			50 mm	X	10	13

(cm)

## B. PROFIL

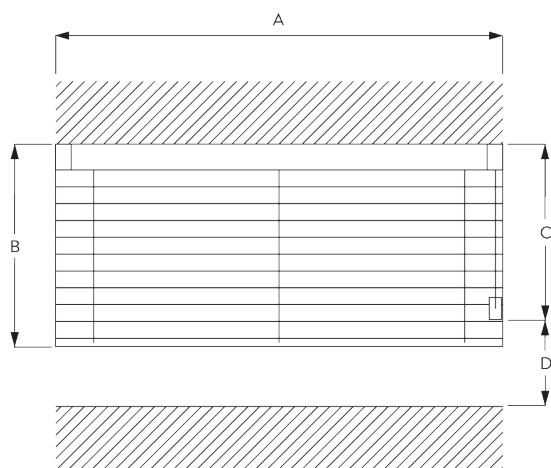
### Information profil



**SG 8902**

Profil boîtier

## C. PRISE DE MESURE



A: Largeur du système

B: Hauteur du système

C: Hauteur corde

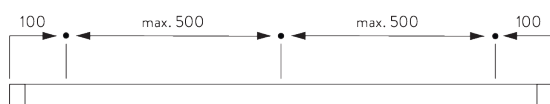
D: Sécurité SG 10731 à 150 cm minimum du sol

# INSTALLATION

## A. INSTRUCTION DE POSE

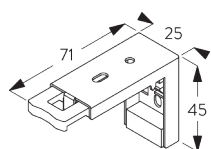
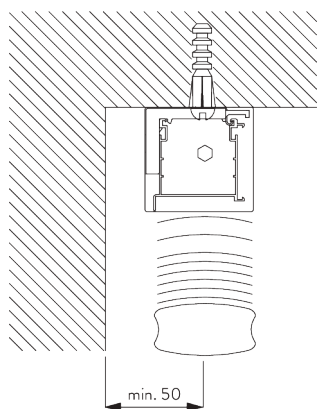
Pour des informations détaillées, se référer au site web Silent Gliss.

### Points de fixation



## B. FIXATION PLAFOND

### Support SG 8920

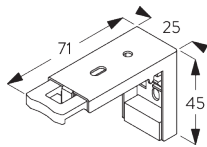
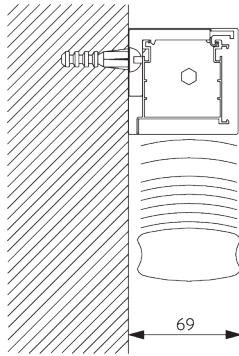


SG 8920

Support universel

**C. FIXATION  
MURALE**

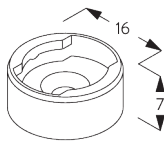
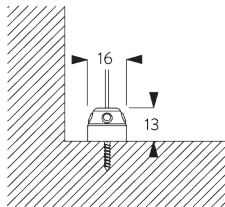
Support SG 8920



**SG 8920**

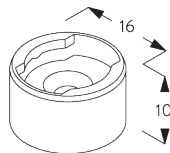
Support universel

**D. FIXATION AVEC  
OPTION DE  
GUIDAGE**



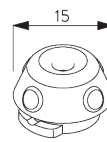
**SG 8235**

Base basse



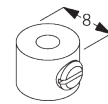
**SG 8236**

Base basse longue



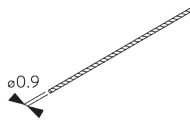
**SG 8237**

Serre câble



**SG 8249**

Serre câble



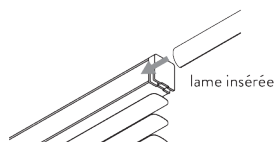
**SG 10120**

Câble de guidage ø 0.9 mm



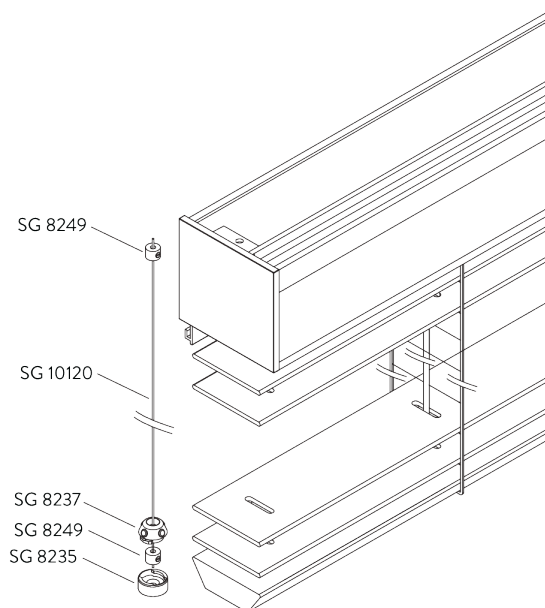
# OPTIONS SYSTÈME

## A. LAME CACHE BOÎTIER



- Une lamelle est insérée dans le boîtier pour assortir parfaitement les couleurs et les matériaux.
- Pour les vénitiens cuir, le boîtier peut être recouvert de cuir, si supplément.
- La lame cuir en option pour boîtier n'est pas compatible avec les stores avec galon. Les composants fournis sont assortis à la couleur des lames.

## B. GUIDAGE



Accessoires complémentaires:

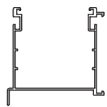
- 2x SG 8235 Base basse de guidage
- 2x SG 8237 Support de câble basse
- 4x SG 8249 Serre câble
- 2x SG 10120 Câble de guidage  $\varnothing$  0.9 mm

Note:

- Jusqu'à 15° d'inclinaison

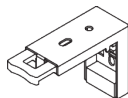
# ACCESSOIRES

## A. ACCESSOIRES STANDARDS



**SG 8902**

*Profil boîtier*



**SG 8920**

*Support universel*



**SG 10731**

*Poulie de sécurité pour chaînette & cordon*

## B. ACCESSOIRES EN OPTION



**SG 8235**

*Base basse*



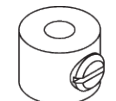
**SG 8236**

*Base basse longue*



**SG 8237**

*Serre câble*



**SG 8249**

*Serre câble*

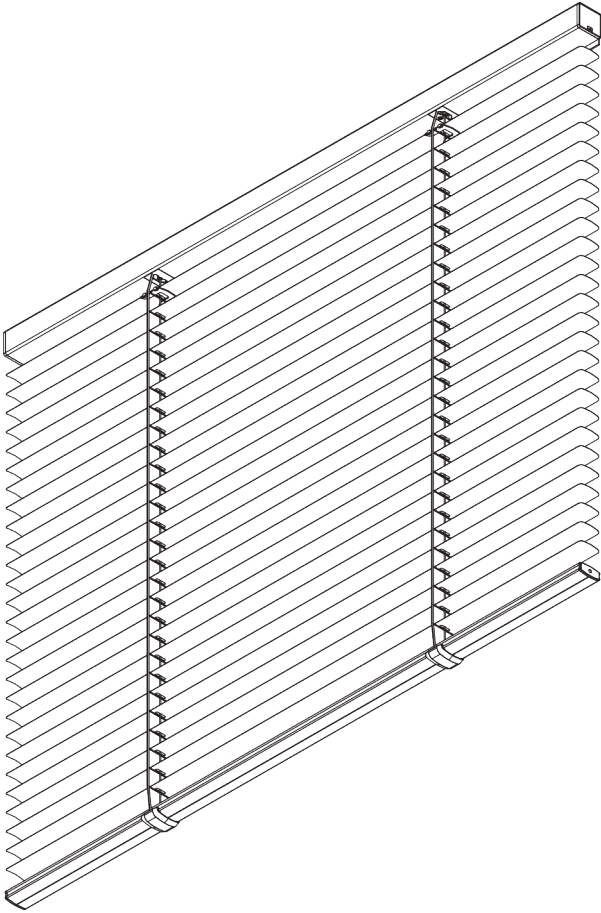
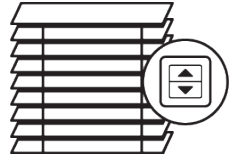


**SG 10120**

*Câble de guidage ø 0.9 mm*

# SG 8250

---



## INFORMATION PRODUIT

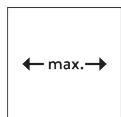
- **Mode de commande:** Motorisé
- **Gamme:** S - M
- **Installation:** Plafond, Murale
- **Couleurs:** Se référer au nuancier de lames Silent Gliss

### **Caractéristiques:**

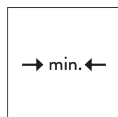
- Optimisation de la luminosité
- Plusieurs options de commandes
- Largeur de lames : 25 mm (standard), 16 mm

# SPÉCIFICATION SYSTÈME

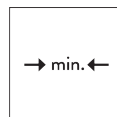
## A. DIMENSIONS SYSTÈME



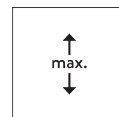
3 m




65 cm  
(jusqu'à hauteur 2 m)



80 cm  
(jusqu'à hauteur 3.4 m)



3.4 m



5 m<sup>2</sup>

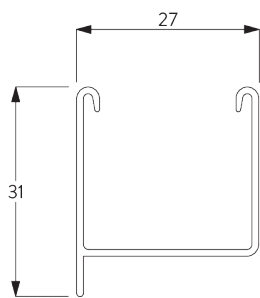
## Hauteur paquet

	16 / 25 mm	X	50	100	150	200	250	300	340
			6	8	10	12	14	15	17

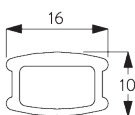
(cm)

## B. PROFIL

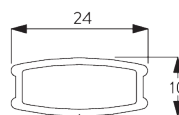
### Information profil



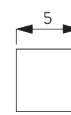
**SG 8102**  
Profil



**SG 8003**  
Profil 16 mm

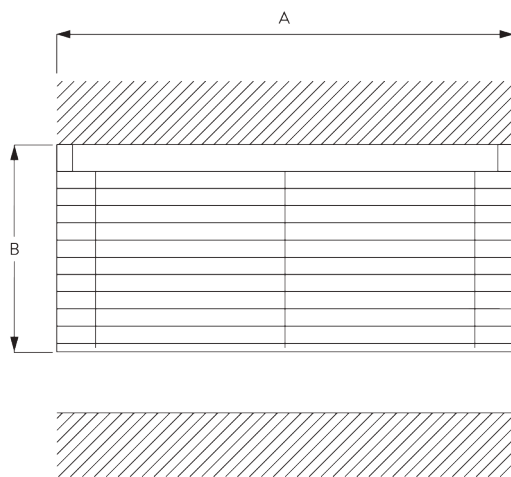


**SG 8004**  
Profil 24 mm



**SG 8025**  
Axe 5x5mm

## C. PRISE DE MESURE



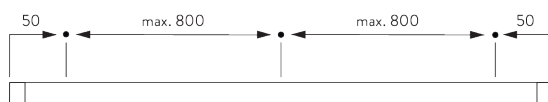
A: Largeur du système  
B: Hauteur du système

# INSTALLATION

## A. INSTRUCTION DE POSE

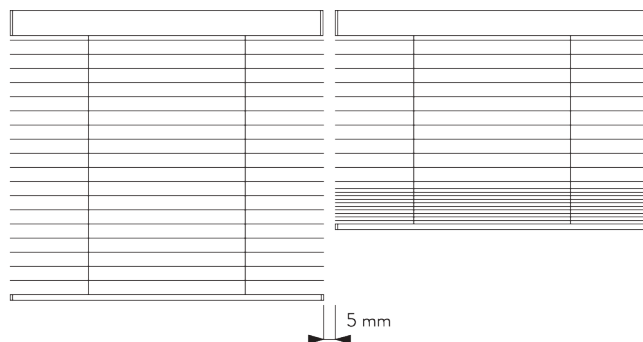
Pour des informations détaillées, se référer au site web Silent Gliss.

### Points de fixation



Note:  
Ne jamais positionné les supports sur les positions des descentes cordons.

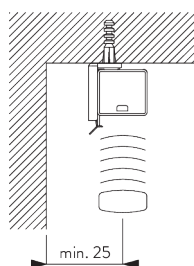
### Installation juxtaposée

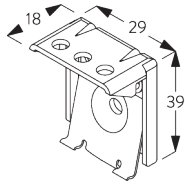


Distance minimale: 5 mm

## B. FIXATION PLAFOND

### Support SG 8201



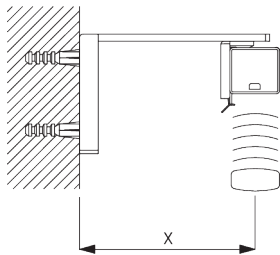


**SG 8201**

Support

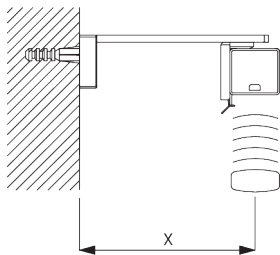
## C. FIXATION MURALE

### Smart Fix



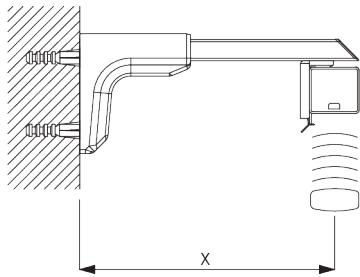
**Smart Fix SG 11200 - SG 11203  
et support SG 8201:**

Vis SG 10395 (M4x6) nécessaire.



**Square Smart Fix SG 11210 - SG 11213  
et support SG 8201:**

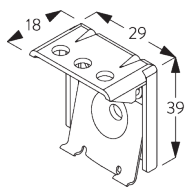
Vis SG 10395 (M4x6) nécessaire.



**Universal Smart Fix SG 11154 - SG 11156  
et support SG 8201:**

Vis SG 10407 (M4x10) nécessaire.

Smart Fix	X mm
SG 11200 / SG 11210	57
SG 11201 / SG 11211	77
SG 11202 / 11212	97
SG 11203 / SG 11213	117
SG 11154	107-135
SG 11155	137-165
SG 11156	187-215



**SG 8201**

Support



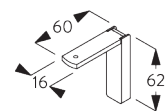
**SG 10395**

Vis M4X6



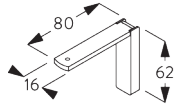
**SG 10407**

Vis M4X10

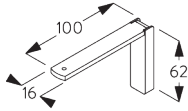


**SG 11200**

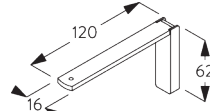
Smart Fix 60 mm



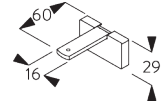
**SG 11201**  
Smart Fix 80 mm



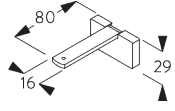
**SG 11202**  
Smart Fix 100 mm



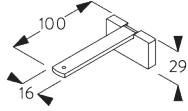
**SG 11203**  
Smart Fix 120 mm



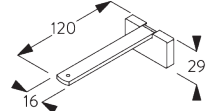
**SG 11210**  
Square Smart Fix 60 mm



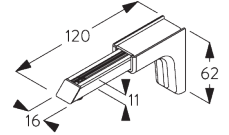
**SG 11211**  
Square Smart Fix 80 mm



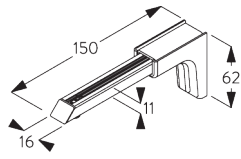
**SG 11212**  
Square Smart Fix 100 mm



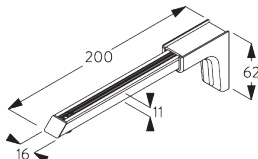
**SG 11213**  
Square Smart Fix 120 mm



**SG 11154**  
Universal Smart Fix 120 mm

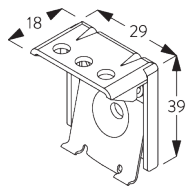
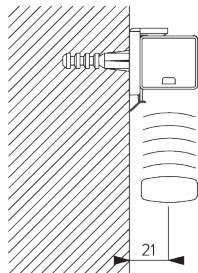


**SG 11155**  
Universal Smart Fix 150 mm



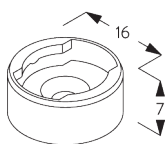
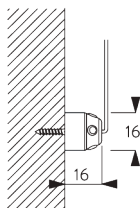
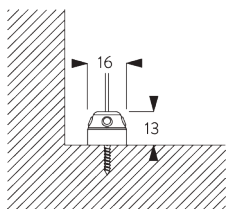
**SG 11156**  
Universal Smart Fix 200 mm

## Support SG 8201

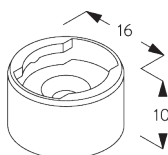


**SG 8201**  
Support

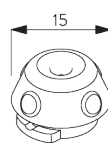
**D. FIXATION AVEC  
OPTION DE  
GUIDAGE**



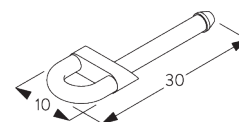
**SG 8235**  
Base basse



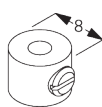
**SG 8236**  
Base basse longue



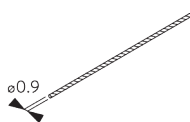
**SG 8237**  
Serre câble



**SG 8241**  
Oeillet



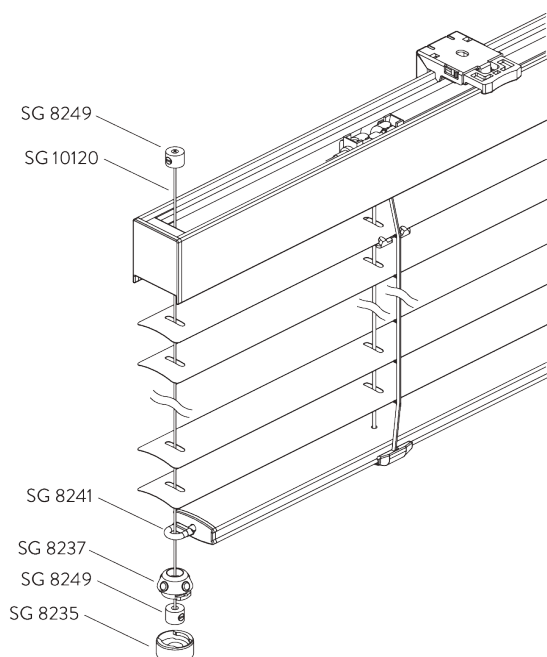
**SG 8249**  
Serre câble



**SG 10120**  
Câble de guidage  $\varnothing$  0.9 mm

# OPTIONS SYSTÈME

**A. GUIDAGE**



Accessoires complémentaires:

- 2x SG 8235 Base basse de guidage
- 2x SG 8237 Support de câble basse
- 2x SG 8241 Oeillet passage câble
- 4x SG 8249 Serre câble
- 2x SG 10120 Câble de guidage  $\varnothing$  0.9 mm

Note:

- Jusqu'à 15° d'inclinaison



# MOTEURS ET CONTRÔLES

## A. CARACTÉRISTIQUES MOTEUR

Moteur	SG 8060
<b>Caractéristiques moteur</b>	
Fin de course mécanique	●
Class IP	IP 20
<b>Caractéristiques de contrôle</b>	
SG Control L (récepteur externe nécessaire)	●
Compatible avec les systèmes automatés classiques (avec l'interface adéquate)	●

## B. SPÉCIFICATIONS MOTEUR

Voir le site Web pour le schéma de câblage.

Moteur	Voltage	Ampérage	Vitesse
SG 8060	24 V DC	0.65 A	30 rpm

## C. MODE DE COMMANDE

Voir le catalogue "Contrôles" pour des détails.

Inverseur mural



Le système peut être commandé par un inverseur mural.

SG Control L



Plusieurs télécommandes manuelles et murales disponibles.  
Un récepteur externe est nécessaire.



Application Silent Gliss Move.

## D. SCHÉMAS DE CÂBLAGE



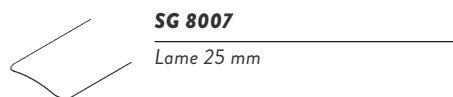
Se référer au site web Silent Gliss.

# ACCESSOIRES

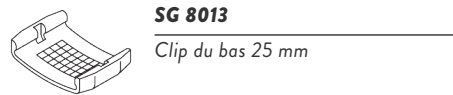
## A. ACCESSOIRES STANDARDS



**SG 8004**  
Profil 24 mm



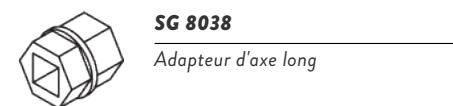
**SG 8007**  
Lame 25 mm



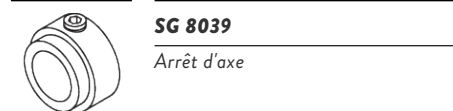
**SG 8013**  
Clip du bas 25 mm



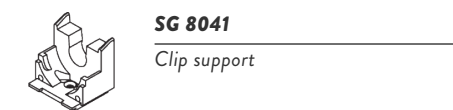
**SG 8025**  
Axe 5x5mm



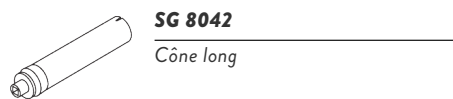
**SG 8038**  
Adapteur d'axe long




**SG 8039**  
Arrêt d'axe



**SG 8041**  
Clip support



**SG 8042**  
Cône long



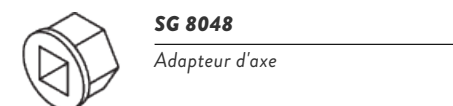
**SG 8044**  
Cache long



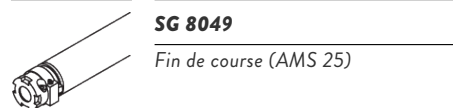
**SG 8046**  
Anneau



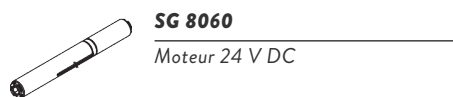
**SG 8047**  
Adapteur rail



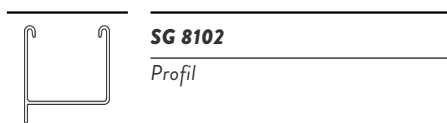
**SG 8048**  
Adapteur d'axe



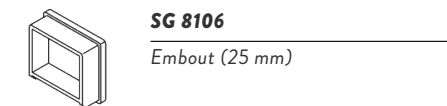
**SG 8049**  
Fin de course (AMS 25)



**SG 8060**  
Moteur 24 V DC



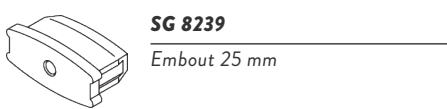
**SG 8102**  
Profil



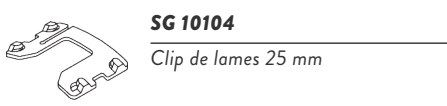
**SG 8106**  
Embout (25 mm)



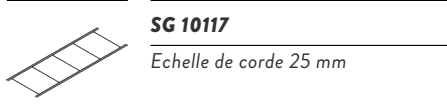
**SG 8201**  
Support



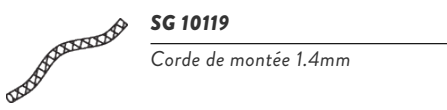
**SG 8239**  
Embout 25 mm



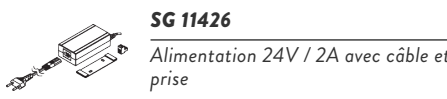
**SG 10104**  
Clip de lames 25 mm



**SG 10117**  
Echelle de corde 25 mm

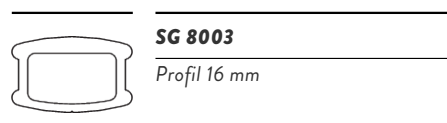


**SG 10119**  
Corde de montée 1.4mm

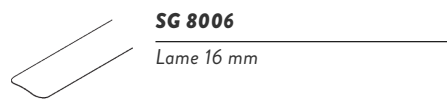


**SG 11426**  
Alimentation 24V / 2A avec câble et prise

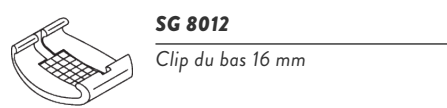
## B. ACCESSOIRES EN OPTION




**SG 8003**  
Profil 16 mm




**SG 8006**  
Lame 16 mm



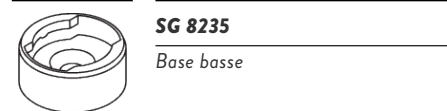
**SG 8012**  
Clip du bas 16 mm



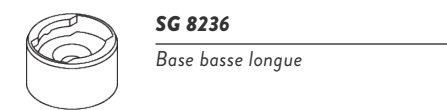
**SG 8043**  
Cône court



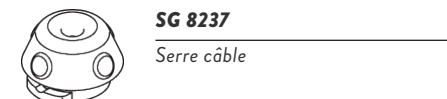
**SG 8045**  
Cache court



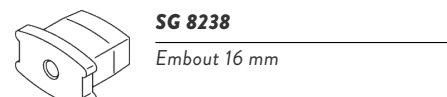
**SG 8235**  
Base basse



**SG 8236**  
Base basse longue



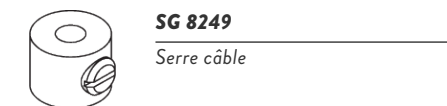
**SG 8237**  
Serre câble



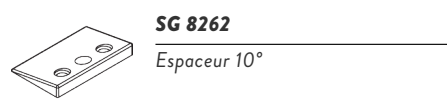
**SG 8238**  
Embout 16 mm



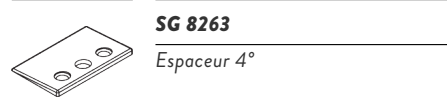
**SG 8241**  
Oeillet



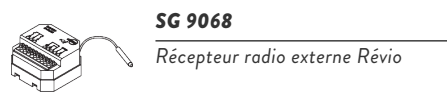
**SG 8249**  
Serre câble



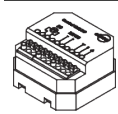
**SG 8262**  
Espaceur 10°



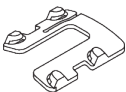
**SG 8263**  
Espaceur 4°



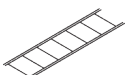
**SG 9068**  
Récepteur radio externe Révio



**SG 9947**  
Unité de contrôle DC 24V




**SG 10109**  
Clip de lame 16 mm



**SG 10116**  
Echelle de corde 16 mm



**SG 10120**  
Câble de guidage ø 0.9 mm



**SG 10300**  
Télécommande radio 1 canal




**SG 10302**  
Télécommande radio 5 canaux + 1 générale




**SG 10303**  
Télécommande radio 10 canaux 2 sous groupes 1 générale



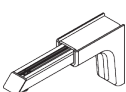
**SG 10395**  
Vis M4X6



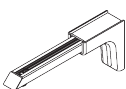
**SG 10407**  
Vis M4X10



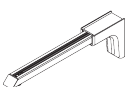
**SG 10804**  
Télécommande radio 15 canaux + 5 canaux + 1 Groupé



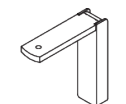
**SG 11154**  
Universal Smart Fix 120 mm



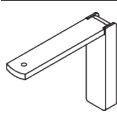
**SG 11155**  
Universal Smart Fix 150 mm



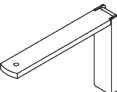
**SG 11156**  
Universal Smart Fix 200 mm



**SG 11200**  
Smart Fix 60 mm



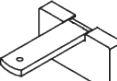
**SG 11201**  
Smart Fix 80 mm



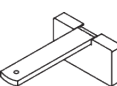
**SG 11202**  
Smart Fix 100 mm



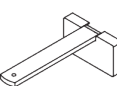
**SG 11203**  
Smart Fix 120 mm



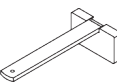
**SG 11210**  
Square Smart Fix 60 mm



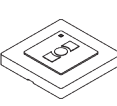
**SG 11211**  
Square Smart Fix 80 mm



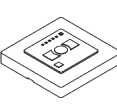
**SG 11212**  
Square Smart Fix 100 mm



**SG 11213**  
Square Smart Fix 120 mm



**SG 11480**  
Télécommande radio murale 1 canal

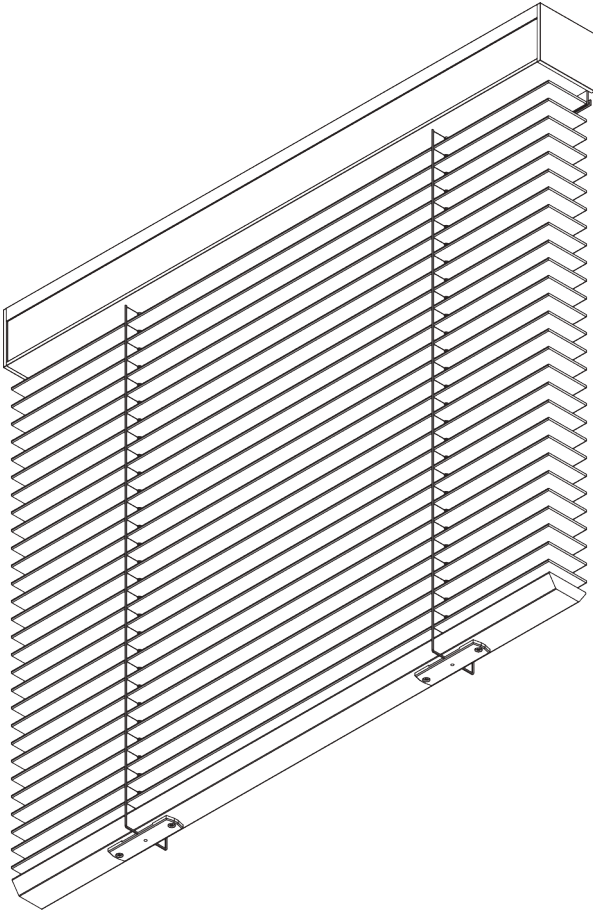
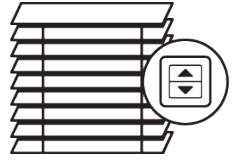


**SG 11490**  
Télécommande radio murale 5+1 canaux



# SG 8960

---



## **INFORMATION PRODUIT**

- **Mode de commande:** Motorisé
- **Gamme:** L
- **Installation:** Plafond, Murale
- **Couleurs:** Se référer au nuancier de lames Silent Gliss

### **Caractéristiques:**

- Optimisation de la luminosité
- Plusieurs options de commandes
- Lames Bois, Aluminium, et Cuir
- Largeur de lames: 50 mm
- Lame cache boîtier
- Soit un cordon d'échelle ou un ruban en tissu décoratif

# SPÉCIFICATION SYSTÈME

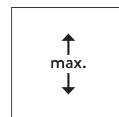
## A. DIMENSIONS SYSTÈME



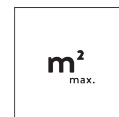
Bois / Cuir: 2.4 m  
Aluminium: 3.6 m



65 cm



Bois / Cuir: 2.75 m  
Aluminium: 3.6 m



Bois / Cuir: 4.6 m<sup>2</sup>  
Aluminium: 10 m<sup>2</sup>

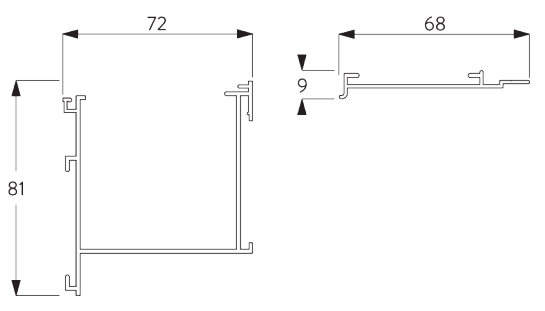
## Hauteur paquet

Note : la dimension du paquet sera plus important avec l'option galon

Bois											
			60	90	120	150	180	210	240	275	
50 mm	X		12	15	17	20	22	25	27	30	
(cm)											
Cuir											
			60	90	120	150	180	210	240	275	
50 mm	X		16	18	20	22	24	26	28	30	
(cm)											
Aluminium											
			100	200	300	360					
50 mm	X		10	13	17	20					
(cm)											

## B. PROFIL

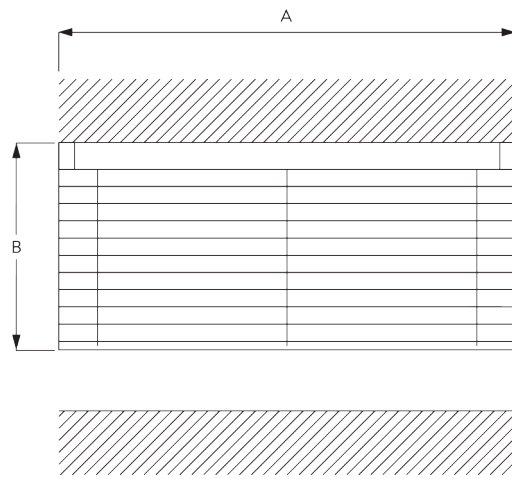
### Information profil



**SG 8935**  
Profil boîtier

**SG 8936**  
Profil

## C. PRISE DE MESURE



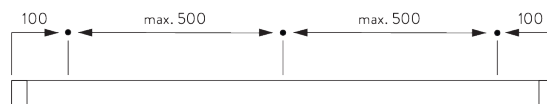
A: Largeur du système  
B: Hauteur du système

# INSTALLATION

## A. INSTRUCTION DE POSE

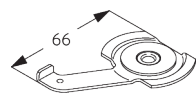
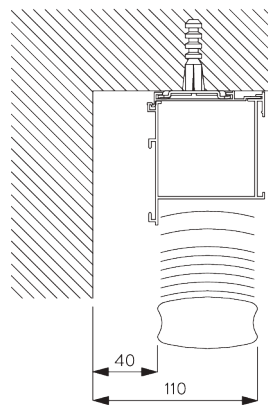
Pour des informations détaillées, se référer au site web Silent Gliss.

### Points de fixation



## B. FIXATION PLAFOND

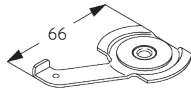
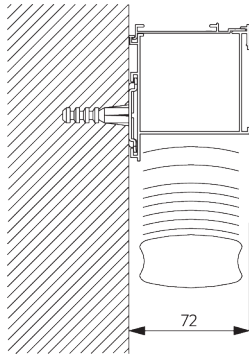
### Bride SG 3003



SG 3003  
Bride

**C. FIXATION  
MURALE**

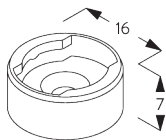
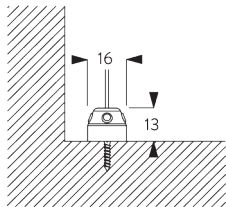
**Bride SG 3003**



**SG 3003**

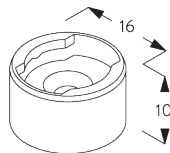
*Bride*

**D. FIXATION AVEC  
OPTION DE  
GUIDAGE**



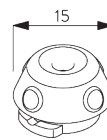
**SG 8235**

*Base basse*



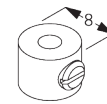
**SG 8236**

*Base basse longue*



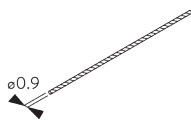
**SG 8237**

*Serre câble*



**SG 8249**

*Serre câble*



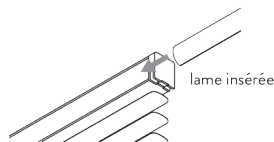
**SG 10120**

*Câble de guidage ø 0.9 mm*



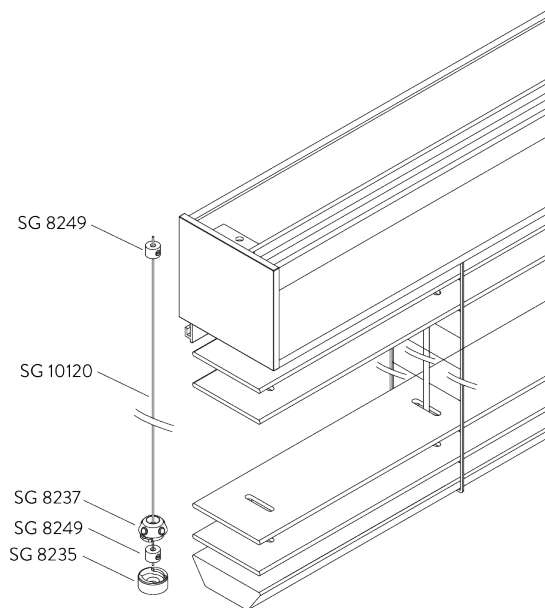
# OPTIONS SYSTÈME

## A. LAME CACHE BOÎTIER



- Une lamelle est insérée dans le boîtier pour assortir parfaitement les couleurs et les matériaux.
- Pour les vénitiens cuir, le boîtier peut être recouvert de cuir, si supplément.
- La lame cuir en option pour boîtier n'est pas compatible avec les stores avec galon. Les composants fournis sont assortis à la couleur des lames.

## B. GUIDAGE



Accessoires complémentaires:

- 2x SG 8235 Base basse de guidage
- 2x SG 8237 Support de câble basse
- 4x SG 8249 Serre câble
- 2x SG 10120 Câble de guidage  $\varnothing$  0.9 mm

Note:

- Jusqu'à 15° d'inclinaison

# MOTEURS ET CONTRÔLES

## A. CARACTÉRISTIQUES MOTEURS

Moteurs	SG 11095	SG 11096
<b>Caractéristiques moteurs</b>		
Démarrage / Arrêt souple	●	●
Récepteur radio intégré		●
Fin de course électronique	●	●
Compteur électronique de révolution moteurs (illimité)	●	●
Position arrêt intermédiaire possible		●
Arrêt silencieux	●	●
	IP 54	IP 54
<b>Caractéristiques de contrôle</b>		
Contrôle alimentation principal	●	
SG Control L (récepteur intégré)		●
Compatible avec les systèmes automatiques classiques (avec l'interface adéquate)	●	●

## **B. SPÉCIFICATIONS**

### **MOTEURS**

Voir le site Web pour le schéma de câblage.

Moteurs	Voltage	Ampérage	Fréquence	Vitesse	Fréquence récepteur
SG 11095	230 V AC	0.5 A	50 Hz	35 rpm	n/a
SG 11096	230 V AC	0.5 A	50 Hz	35 rpm	868 MHz

## **C. MODE DE COMMANDE**

Voir le catalogue "Contrôles" pour des détails.

### **Inverseur mural**



Le système peut être commandé par un inverseur mural.

### **SG Control L**



Plusieurs télécommandes manuelles et murales disponibles.



Application Silent Gliss Move.

## **D. SCHÉMAS DE CÂBLAGE**



Se référer au site web Silent Gliss.

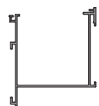
# ACCESSOIRES

## A. ACCESSOIRES STANDARDS



**SG 3003**

Bride



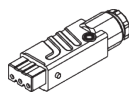
**SG 8935**

Profil boîtier



**SG 8936**

Profil



**SG 9917**

Fiche raccordement male



**SG 11095**

Moteur 230V AC

## B. ACCESSOIRES EN OPTION



**SG 8235**

Base basse



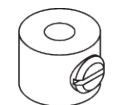
**SG 8236**

Base basse longue




**SG 8237**

Serre câble



**SG 8249**

Serre câble



**SG 9916**

Hirschmann Kit d'accouplement



**SG 10120**

Câble de guidage ø 0.9 mm




**SG 10300**

Télécommande radio 1 canal




**SG 10302**

Télécommande radio 5 canaux + 1 générale



**SG 10303**

Télécommande radio 10 canaux 2 sous groupes 1 générale



**SG 10804**

Télécommande radio 15 canaux + 5 canaux + 1 Groupé



**SG 11096**

Moteur 230V AC, JA 04/35 confort, récepteur de radio



**SG 11480**

Télécommande radio murale 1 canal



**SG 11490**

Télécommande radio murale 5+1 canaux

## **Les architectes du silence**

**Silent Gliss est le premier fournisseur mondial d'équipements de protection visuelle et solaire d'intérieur de haute qualité. Depuis 1952, l'emploi des technologies les plus récentes ainsi que les efforts inlassables de recherche de précision permettent de mettre au point en Suisse des systèmes de rideaux plus silencieux et simples à utiliser que n'importe quel autre système au monde.**

*Pour répondre aux besoins de nos clients, nous proposons des produits fonctionnels et sans entretien, faits sur mesure. Des conseils techniques d'experts dans le domaine résidentiel et commercial ainsi que des services d'installation et d'assistance complètent notre gamme. Silent Gliss privilégie toujours les solutions sur mesure innovantes, pratiques et durables, d'un design exceptionnel et d'une qualité supérieure.*

### **Silent Gliss Benelux**

België – Belgique

**T** +32 2 240 03 60

**F** +32 2 240 03 69

info@silentgliss.be

**silentgliss.be**

**silentgliss.nl**